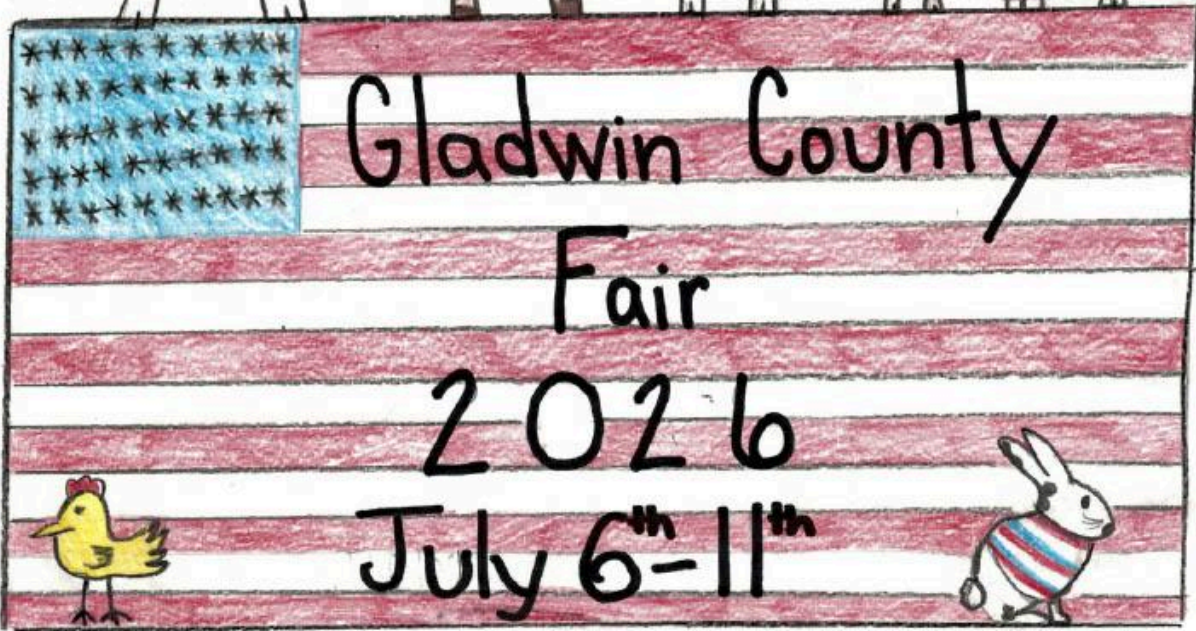


Happy 250<sup>th</sup> Birthday  
America!



# Gladwin County Fair 2026 — Table of Contents

---

<a href="#">Leadership Structure</a>	1
<a href="#">Important Dates</a>	2
<a href="#">Gladwin Fair Age Requirements</a>	5
<a href="#">Junior Livestock Exhibitor &amp; Parent Code of Conduct</a>	7
<a href="#">General Gladwin County Fair Rules</a>	9
<a href="#">Camping Rules</a>	11
<a href="#">Complaint / Appeals Process</a>	12
<a href="#">Exhibitor Age Requirements</a>	12
<a href="#">Entries</a>	13
<a href="#">Awards/Judging</a>	14
<a href="#">Health &amp; Tagging Requirements for Livestock Exhibited in Michigan</a>	15
<a href="#">Livestock Weigh-in Requirements</a>	15
<a href="#">Large Animal Livestock General Rules</a>	16
<a href="#">Large Animal Market Rules</a>	20
<a href="#">Small Animal Market Rules</a>	20
<a href="#">Payment and Fees</a>	21
<a href="#">Dairy – Department 002</a>	22
<a href="#">Beef and Prospect Beef Cattle – Department 04</a>	23
<a href="#">Sheep – Department 06</a>	25
<a href="#">Goats – Department 08</a>	26
<a href="#">Swine – Department 10</a>	27
<a href="#">Poultry – Department 12</a>	28
<a href="#">Rabbit – Department 14</a>	31
<a href="#">Horses &amp; Ponies – Department 16</a>	33
<a href="#">Youth Still Exhibits – Program Rules</a>	37
<a href="#">Adult Open Classes</a>	46

## **Gladwin County Fair Livestock Program Leadership Structure**

To ensure clear communication, effective decision-making, and accountability within the Gladwin County Fair Livestock Program, the following leadership structure is to be followed:

### **1. 4-H Leader**

*Primary point of contact for individual exhibitors and their families.*

Responsibilities include:

- Providing guidance on animal care, project records, and fair preparation.
  - Communicating rules and expectations to exhibitors.
  - Supporting youth development in line with 4-H values.



### **2. Barn Superintendent**

*Oversees a specific species or barn area within the livestock program.*

Responsibilities include:

- Enforcing fair rules and barn standards.
- Coordinating weigh-ins, pen assignments, and shows.
- Supporting exhibitors and leaders with barn-specific needs.



### **3. Junior Livestock Committee**

*Facilitates overall coordination of the livestock program across departments.*

Responsibilities include:

- Approving Fair Book changes, barn rules, and species guidelines.
  - Supporting educational opportunities and exhibitor success.
  - Addressing disciplinary or eligibility concerns.



### **4. Gladwin County Fair Executive Board**

*Final authority on fair operations, policy, and governance.*

Responsibilities include:

- Approving major decisions and budget allocations.
  - Providing leadership for the overall fair.
  - Handling appeals and final rule interpretations.

## Important Dates from the Junior Livestock Committee

(These dates may not include additional activities organized by 4-H leaders or barn supervisors. Dates for non-JLC events are subject to change and are only listed here only to assist exhibitors.)

8/1/2025	Any remaining exhibits will be disposed of.	
8/19/2025	Auction checks will not be available until after the August Fair Board meeting and must be cashed within 90 days.	
9/1/2025	All Fair Book changes must be submitted by September 1, 2025.	
9/8/2025	4-H and Jr. Livestock enrollment begins for 2026 (closes December 15, 2025).	
10/1/2025	All checks must be picked up or mailed by October 1, 2025.	
12/15/2025	4-H and Jr. Livestock last day to register.	
1/10/2026	Weigh-in for Beef: January 10, 2026.	8:00 a.m. – 12:00 p.m.
5/9/2026	Weigh-in for Sheep, Prospect Beef, Dairy Feeders; Tag-in for Swine: May 9, 2026	7:00 a.m. – 10:00 a.m.
5/20/2026	Camping registration and payment deadline. Any sites not reserved by May 20 will be made available to the public on a first-come, first-served basis.	
6/5/2026	The entry deadline is June 5, 2026, at 4:30 p.m. NO late entries will be accepted. Payment of the exhibitor fee is also due for all non-selling exhibitors.	4:30 p.m.
6/17/2026	Large & Small Animal, Horse, & Still Exhibit general meeting for all exhibitors. Barn meetings and grounds beautification follow the general meeting.	6:00 p.m.
6/18/2026 or 6/19/2026	Pullorum Testing and Rabbit Tattooing in the Grove.	5:00 p.m. – 7:00 p.m.
6/22/2026	Broiler Show at the Livestock Arena.	6:00 p.m.
6/24/2026	Still Barn setup.	6:00 p.m.
6/27/2026	Still Exhibits-Check-in: Saturday, June 27, 2026 Pick up entry tags/back tags.	9:00 a.m. – 1:00 p.m.
6/27/2026	Club Booth setup.	2:00 p.m. – 6:00 p.m.
7/4/2026	Pick up entry tags/back tags. 9:00 a.m. – 12:00p.m. Still Barn 12:00 p.m. – 4:00 p.m. Fair Office	9:00 a.m. – 12:00p.m. Still Barn 12:00 p.m. – 4:00 p.m. Fair Office
7/4/2026	Campers accepted—every camper must be checked in. Do not set up your camper without speaking to the camping attendant.	12:00 p.m. – 4:00 p.m.
7/4/2026	Beef/Prospect Beef/Dairy check-in: Saturday, July 4, 2026.	6:00 p.m. – 8:00 p.m.
7/4/2026	Goats check-in: Saturday, July 4, 2026.	6:00 p.m. – 9:00 p.m.
7/5/2026	Swine check-in: Sunday, July 5, 2026.	6:00 a.m. – 10:00 a.m.
7/5/2026	Poultry check-in: Sunday, July 5, 2026.	8:00 a.m. – 11:00 a.m.




7/5/2026	Rabbit Check-in: Sunday, July 5, 2026.	9:00 a.m. – 11:00 a.m.
7/5/2026	Sheep check-in: Sunday, July 5, 2026.	7:00 a.m. – 9:00 a.m.
7/5/2026	Campers accepted—every camper must be checked in. Do not set up your camper without speaking to the camping attendant.	12:00 p.m. – 4:00 p.m.
7/5/2026	All small animal exhibitors must attend the small animal barn setup and the mandatory barn meeting at 1 p.m. on Sunday, July 5, 2026.	1:00 p.m.
7/5/2026	Horse check-in: Sunday, July 5, 2026, 12:00 p.m.-3:00 p.m.	12:00 p.m. – 3:00 p.m.
7/5/2026	Parade line up (parade at 5:00 p.m.).	4:00 p.m.
7/5/2026	Final weight & tag #'s must be hung above stalls before 7:00 p.m.	7:00 p.m.
7/5/2026	Goat auction signs hung by Sunday evening.	8:00 p.m.
7/6/2026	Horses/Ponies: Judging-Pleasure Horses (horse arena).	9:00 a.m.
7/6/2026	Rabbits-Judging (small animal barn).	9:00 a.m.
7/6/2026	4-H Activity in the Grove (not run by JLC; times may change).	12:00 p.m.
7/6/2026	Goat auction paperwork turned in.	4:00 p.m.
7/6/2026	Goats-Judging (Livestock arena).	4:00 p.m.
7/6/2026	Bike Giveaway sign-up (not run by JLC; times may change).	4:00 p.m. – 5:00 p.m.
7/7/2026	Swine-Judging-Market Swine (Livestock arena).	8:00 a.m.
7/7/2026	Judging-Market Dairy and Dairy Feeders (Livestock arena).	12:00 p.m.
7/7/2026	Judging-Market Sheep (Livestock Arena).	1:00 p.m.
7/7/2026	Judging-Market Prospect Beef/Heifers (Livestock Arena).	3:00 p.m.
7/7/2026	Judging-Market Beef (Livestock Arena).	4:00 p.m.
7/7/2026	Bike Giveaway sign-up (not run by JLC; times may change).	4:00 – 5:00 p.m.
7/7/2026	AG Olympics (Livestock Arena) (not run by JLC; times may change).	6:00 p.m.
7/8/2026	Judging-Poultry (small animal barn).	8:00 a.m.
7/8/2026	4-H Activity in the Grove (not run by JLC; times may change).	12:00 p.m.
7/8/2026	Bike Giveaway (Livestock Arena) (not run by JLC; times may change).	TBD
7/8/2026	Large Animal Auction.	5:00 p.m.
7/9/2026	Judging-Swine Showmanship.	9:00 a.m.
7/9/2026	Judging-Dairy/Dairy Feeders.	11:00 a.m.
7/9/2026	Judging-Sheep.	1:00 p.m.
7/9/2026	Judging-Heifers/Prospect Beef/Beef.	2:00 p.m.

7/9/2026	Large and Small animal exhibitors winning showmanship in multiple species declare species by 5:00 p.m.	5:00 p.m.
7/9/2026	Small Animal Auction.	6:00 p.m.
7/10/2026	Overall showmanship practice.	9:00 a.m. – 11:00 a.m.
7/10/2026	4-H Activity in the Grove (not run by JLC; times may change).	12:00 p.m.
7/10/2026	Judging-Horses Speed Show.	6:30 p.m.
7/11/2026	Overall showmanship large animal.	9:00 a.m.
7/11/2026	Overall showmanship small animal.	12:00 p.m.
7/11/2026	Adult Showmanship.	2:00 p.m.
7/11/2026	Give Back to Kids Prizes (not run by JLC; times may change).	4:00 p.m.
7/11/2026	Horses, breeding stock, self-hauls, goats, dairy, purchases of small animals released.	8:00 p.m.
7/11/2026	Still exhibits released.	9:00 p.m.
7/12/2026	Barn clean up.	7:00 a.m.
7/12/2026	All concession stand charge accounts must be paid in full.	9:00 a.m.

## Gladwin Fair Age Requirements

1/1/2026	Fair age is determined by the exhibitor's age on January 1st of each year.
	Children under five on January 1 are not eligible to be exhibitors.
	The eligible age range for exhibitors is 5 – 19 years old.
Youth 5 – 7 years	Gladwin Fair Junior Livestock Members (not 4-H) .
Youth 5 – 8 years	Youth 5 – 8 may not show certain species of animals (such as steers) for safety reasons.
<b>Large Animal Ages:</b>	
Youth 6 – 11 years	Allowed to go through the large animal auction ring one (1) time
	***Grand and Reserve Dairy go through one additional time
Youth 12 – 19 years	Allowed to go through the large animal auction ring two (2) times
	***Grand and Reserve Dairy go through one additional time
Youth 16 – 19 years	Senior showmanship age (see swine section for swine showmanship ages)
Youth 12 – 15 years	Junior showmanship age (see swine section for swine showmanship ages)
Youth 9 – 11 years	Young Member showmanship age (see swine section for swine showmanship ages)
Youth 6 – 8 years	Peewee showmanship age (will not compete in overall showmanship; see swine section for swine showmanship ages)
Youth 5 years	Cloverbud showmanship age (will not compete in overall showmanship)
<b>Small Animal Ages:</b>	
Youth 5 – 7 years	Allowed to go through the small animal auction ring one (1) time with animals
	***Grand and Reserve eggs go through one additional time
	Also allowed to go through one (1) time for still exhibits ( <i>Cloverbuds who won best of choice judges award are the only Cloverbuds allowed to sell still exhibits at the auction</i> )
Youth 8 – 19 years	Allowed to go through the small animal auction ring three (3) times with animals
	***Grand and Reserve eggs go through one (1) additional time
	Also allowed to go through one (1) time for still exhibits
Youth 16 – 19 years	Senior showmanship age
Youth 12 – 15 years	Junior showmanship age
Youth 8 – 11 years	Young Member showmanship age
Youth 5 – 7 years	Peewee showmanship age (will not compete in overall showmanship)

Happy 250<sup>th</sup> Birthday  
America!



Gladwin County Fair 2026  
July 6<sup>th</sup> - 11<sup>th</sup>



Georgia Grenon Age 12

## **Gladwin County Fair Junior Livestock Committee**

### **Exhibitor & Parent Code of Conduct**

*(To be read, understood, and signed by both the exhibitor and a parent/guardian)*

#### **Purpose:**

The Gladwin County Fair Junior Livestock Committee believes in promoting education, responsibility, integrity, and respect through livestock exhibition. This Code of Conduct outlines the standards and expectations for exhibitors and their parents or guardians to maintain a positive, fair, and safe environment for all participants.

As a Junior Livestock Exhibitor, I agree to:

1. **Exhibit Good Sportsmanship**  
Treat fellow exhibitors, volunteers, officials, judges, and animals with respect at all times. Avoid negative talk, disrespectful behavior, or unsportsmanlike conduct.
2. **Care for My Animal(s) Properly**  
Feed, water, clean, and care for my animals daily. I understand that I am responsible for my animal's welfare from arrival until departure.
3. **Maintain a Clean Pen Area**  
Clean stalls and pens at least twice a day, or more as needed. Keep aisles clear and tidy.
4. **Follow All Fair Rules**  
Read and follow all rules in the Fair Book and all directives from the Junior Livestock Committee, Fair Board, and show staff.
5. **Participate in Required Activities**  
Attend weigh-ins, barn meetings, shows, and the livestock auction unless excused for illness or emergency.
6. **Be Honest and Ethical**  
Avoid tampering, unethical practices, or misrepresenting my project. I will not use illegal drugs, substances, or unfair advantages.
7. **Represent Myself, My Club, and My Community Well**  
Dress appropriately, act respectfully, and behave responsibly while on the fairgrounds.

As a Parent/Guardian, I agree to:

1. **Support My Child's Learning Experience**  
Encourage responsibility, hard work, and ownership of the livestock project.
2. **Model Respectful Behavior**  
Refrain from making public complaints, engaging in confrontations, or using inappropriate language. Address concerns privately and respectfully with leadership.
3. **Respect Committee and Judge Decisions**  
Understand that the decisions made by judges and the livestock committee are final.
4. **Maintain Fairness and Integrity**  
Avoid giving my child unfair advantages; I will not perform tasks (feeding, cleaning, showing) meant to be done by the exhibitor.

**Disciplinary Procedures/Violations of this Code of Conduct will result in the following:**

First Red Tag – Warning & Education:

- The exhibitor will be privately addressed by the Barn Superintendent, with a second adult (another superintendent, Junior Livestock Committee member(s), parent, or volunteer) present.
- The exhibitor will be informed of the issue and guided on how to improve by the next chore time.
- Parents/guardians will be notified of the red tag and the reason it was issued.
- No superintendent may speak one-on-one with a youth exhibitor.

Second Red Tag – Meeting & Support Plan:

- A second red tag will result in a meeting with the exhibitor, parent(s), Junior Livestock Committee, and the Barn Superintendent.
- The purpose of this meeting is to develop a plan to help the exhibitor meet expectations, which may include check-ins, demonstrations, or additional support.
- This is a positive and constructive meeting, not disciplinary in nature.
- Parents will be informed that if the issues are not resolved, the exhibitor may lose eligibility for future participation in that project.

Third Red Tag – Loss of Participation:

- A third red tag will result in the exhibitor being ineligible to participate in the Gladwin County Fair for the following year. It will also require the exhibitor to appear before the Livestock Committee to request reinstatement as an exhibitor at the Gladwin County Fair.

Any physical abuse, threats, or egregious behavior may result in immediate removal from the fairgrounds. After one year, exhibitors removed from the fair may request probationary reinstatement by appearing before the Junior Livestock Committee.

**Acknowledgment & Agreement**

By signing below, we acknowledge that we have read, understood, and agree to follow the Gladwin County Fair Junior Livestock Exhibitor & Parent Code of Conduct. We understand the consequences for violations and agree to uphold the spirit and intent of the Junior Livestock Program.

Exhibitor Name:

Signature:

Date:

Parent/Guardian Name:

Signature:

Date:

## **Section 1 – General Gladwin County Fair Rules**

1. Exhibitors are responsible for knowing and adhering to all rules regarding exhibiting at the Fair. Exhibitors are responsible for checking each department and section for more specific rules; this will help avoid misunderstandings, errors, and complaints. When in doubt, ask a Fair Board Member.
2. Gladwin County Fair Junior Livestock Committee is run under Gladwin County Fair Association, DBA. The association has its own banking account, which requires two signatures (President and Treasurer). To join the Gladwin County Fair Junior Livestock program, a \$15.00 fee is required, which provides \$10,000 in insurance coverage. The Committee consists of one chairperson and four members, with the President serving as a tie-breaker in the event of a tie.
3. The Fair Board Directors reserve the final and absolute right to interpret these rules and to settle all matters, questions, or differences. The board also reserves the right to amend or add to these rules as it deems necessary.
4. The Gladwin County Fair Association assumes no responsibility for injury, damage, loss of trailer, or contents while on the fairgrounds.
5. The Fair Board Directors have given area chairpersons (Gladwin Junior Livestock Committee) the final authority in all matters in their area during fair week. A member of, or the entire Executive Board, will be called upon when the area chairperson cannot resolve the question or difference, and the Executive decision is final.
6. The Fair Board of Directors shall appoint the Junior Livestock Chairperson. The Chairperson will then select four additional members to serve on the Junior Livestock Committee. Both the Chairperson and Committee members shall serve a term of five years. The Fair Board reserves the right to dismiss any member of the Junior Livestock Committee if deemed necessary. Any matters that cannot be resolved by the Junior Livestock Committee will be referred to the Fair Board of Directors for final resolution.
7. Superintendent of Barns Selection Process—Barn Superintendents will be selected by a Review Committee made up of four voting members (paid members) appointed by the Fair Board President. The President will attend meetings and vote only in the case of a tie. The committee will review applications, may interview candidates, and submit recommendations to the Fair Board of Directors for approval. Superintendents will serve a one-year probationary term followed by a three-year term. If a recommendation is denied, the selection process will restart. All superintendents must follow the superintendent section of the fair bylaws. After the completion of the fair, the applicant must be a paid member to apply for a barn superintendent position. Thereafter, each year they still must remain a paid member to continue as a barn superintendent.
8. All participants will be governed by rules and regulations set by the Gladwin County Fair Board of Directors. These rules will be strictly enforced.
9. Every precaution will be taken to ensure the safety of exhibits, but under no circumstances will the Gladwin County Fair Association be responsible for personal accidents, loss, theft, injury, or damage to an exhibit, by fire, lightning, wind, or any other occurrence beyond our control, to such livestock or articles on exhibition or display. Management will use diligence to ensure the safety of livestock and articles to be entered for exhibition or display after their arrival on the grounds. The exhibitor shall indemnify the Gladwin County Fair against all legal or other proceedings. Security will be on hand during fair week.
10. Persons engaging in arguments, harassment, bullying, or any form of misconduct on the fairgrounds will be subject to immediate removal. This includes inappropriate behavior directed toward Junior Livestock Committee members, barn superintendents, Fair Board directors, exhibitors, or any fair personnel. The Executive Board will review each incident and determine if and when the individual may return to the fairgrounds. Continued or severe violations may result in long-term suspension

from future fair activities.

11. A \$50.00 fee will be charged for any check returned from the Bank.
12. No smoking in tents, exhibit buildings, and animal barns, near the horse stalls, or in the grandstand or bleachers.
13. The possession or consumption of alcoholic beverages is strictly prohibited in or around the barns, exhibit buildings, tents, grandstands, bleachers, or arena areas of the fairgrounds. Violators will be removed from the premises. The Fair Board will determine when the violator may return.
14. No coolers in the grandstand.
15. There will be no refunds of any kind. This includes, but is not limited to, cancellations due to inclement weather or any occurrence beyond our control.
16. NO dogs will be allowed in the grandstands, carnival area, exhibit buildings, or animal barns unless they are service or therapy dogs. All dogs in the campground must be kept on a leash, even service and therapy dogs.
17. For the safety of everyone, no bikes, electric scooters or electric bikes, skateboards, roller skates, or roller blades will be allowed in the midway; it is strictly prohibited. NO bikes through ANY animal barns. NO Side-by-Sides, Golf Carts, or other Off-Road vehicles in any part of the fairgrounds unless permitted by the Fair Board.
18. No soliciting for donations may be attempted outside of commercial spaces that have been rented for that purpose. Violators of this rule will be asked to leave the grounds, and no refunds will be made. All literature is to be distributed from the rented booth space only. Any such group or person deemed unsatisfactory will not be allowed.
19. STATE LAW – Any person who shall wrongfully or maliciously gain admission to the fairgrounds contrary to the rules of said society, shall be deemed guilty of a misdemeanor and, upon conviction, shall be subject to a fine of not less than \$1.00 or more than \$25.00 or imprisonment not exceeding 30 days, or such fine and imprisonment, at the discretion of the court before whom the offender may be tried.
20. Exhibit buildings will remain open Sunday after the fair from 10:00 a.m. to 2:00 p.m. for cleanup.
21. No animal and/or exhibit will be removed from the Fair before their designated release time (no earlier than 8:00 p.m. Saturday) unless the Superintendent gives written permission.
22. Exhibitors showing/selling at the Gladwin County Fair are relinquishing their ability to show at any contiguous county fairs. Doing so will result in the exhibitor not being able to participate in the Gladwin County Fair for the following year and will also be required to appear before the Gladwin Junior Livestock Board and at the General Fair Board meeting to request reinstatement as an Exhibitor at the Gladwin County Fair.
23. Exhibitors at the Gladwin County Fair must be residents of Gladwin County or be officially grandfathered in. Any current Gladwin County resident who exhibited at a contiguous county fair in the previous year must observe a one-year waiting period before participating in the Gladwin County Fair. During this waiting period, the individual may not exhibit at Gladwin County Fair or any contiguous county fair.
24. Animal Health Law Compliance: All livestock exhibited at the Gladwin County Fair must meet the requirements of Michigan's Animal Industry Act, including health inspections, identification, and

disease-prevention measures. The Fair and exhibitors will follow all provisions of **MCL 287.740**.

Full law: <https://www.legislature.mi.gov/documents/mcl/pdf/mcl-287-740.pdf>

25. Auction checks will not be available until after the August Fair Board meeting and must be cashed within 90 days; any uncashed checks 120 days from the issue date will be reissued for a fee of \$100.00. If a check is lost, the exhibitor is responsible for paying the stop payment/reissue fee. Auction checks will only be cut after the buyer pays. If a buyer does not pay, the exhibitor will have to wait until that happens (it may be past the August Fair Board meeting date).
26. All checks must be picked up by October 1st.
27. All Fair Book changes for the next year's Fair Book must be submitted in writing by September 1st to the Fair Office or to the Gladwin Jr Livestock email ([gladwinjrlivestock@gmail.com](mailto:gladwinjrlivestock@gmail.com)) to be considered for the following year. The Junior Livestock Committee will review the proposed changes and decide whether to approve them. The finalized Fair Book will be posted on the website by December 1. No further changes may be made after December 1 for the upcoming year's fair.
28. During the horse shows, the south road will be closed for safety reasons. To access the campground during this time, use the north entrance (Harness Horse Barn Road).
29. The Junior Livestock Committee reserves the right to revise the show schedule.

## **SECTION 2 – Camping Rules**

1. The Gladwin County Fair Association assumes no responsibility for any injury, damage, loss of trailer, or contents while on the fairgrounds.
2. No campsites will be sold until the results of the recommendations from Consumers Energy are received.
3. May 20, 2026, is the deadline for camping registration and payment. 4-H and Junior Livestock exhibitors, along with their immediate family members, will be the only individuals eligible to reserve campsites before May 20. No official reservations will be accepted until the Fair Book is released for distribution. To secure your preferred campsite, please submit your registration form along with full payment. All camping reservations will be dated according to the date payment is received. Any sites remaining after May 20 will be made available to the public on a first-come, first-served basis. The Fair Board may collect registration forms before May 20 without payment; however, these forms will not be considered official reservations until payment is received.
4. Only one unit is permitted per site, with the unit size specified on the reservation form.
5. No more than two vehicles are allowed per campsite. You will be given two vehicle passes that must be displayed from your rearview mirror. You will not be allowed to go to the campground with a vehicle that doesn't have a vehicle pass. If you are unable to fit both vehicles on your campsite, you must find an alternate place to park.
6. All campers are required to check in with the Camping Superintendent or their designee upon arrival at the fairgrounds. No camper may set up without first completing the check-in process. Campsites are assigned and numbered; the Camping Superintendent will ensure all campers are placed in their designated locations. Check-in and setup may not begin before 12:00 p.m. on the Saturday before fair week. Please see the exact times in the calendar at the beginning of the Fair Book for Saturday and Sunday. Exceptions to this policy include Fair Directors, Superintendents, Livestock Board members, and the Camping Superintendent to allow for the preparation and arrival of animals and participants.
7. Horse trailers must be parked in designated areas unless you are using them as a camper. This must be noted on the registration form. Once the horse trailer has been parked in the designated area, it will not be considered a camper.

8. QUIET HOURS: 11:00 p.m. to 7:00 a.m. Please keep noise to a minimum in the campground and arena areas.
9. NO GENERATORS in the main campground. Generator use in the rustic campground will be dependent on fire danger at the time.
10. No alterations to campsites without permission from the Camping Chairperson.
11. NO horses allowed on campsites.

### **SECTION 3 – Complaint / Appeals Process**

This complaint and appeal process is intended solely for exhibitors or their parents/guardians to formally raise concerns about incidents or decisions that occurred during the Gladwin County Fair. It is not intended for use by superintendents, committee members, or other fair officials to file against an exhibitor for disciplinary reasons.

#### **Any exhibitor may file a written complaint regarding any of the following:**

- Conflict of interest involving a judge
- Disqualification of an exhibit or exhibitor
- Misconduct by an exhibitor, group leader, or superintendent
- Eligibility concerns of an exhibit

**Note:** Judging results are final. No complaints or appeals will be accepted regarding judging outcomes.

#### **Complaint Requirements:**

- Exhibitor's name, mailing address, and phone number
- Detailed description of the complaint
- \$25 non-refundable fee

#### **How to File:**

Submit within 10 days after the fair ends by either:

- Dropping off at the fair office, or
- Mailing to: *Gladwin County Fair, 401 S. State Street, Gladwin, MI 48624*

**Written confirmation of receipt will be sent to the exhibitor.**

#### **Review Process:**

- Complaints will be reviewed by the Executive Board and the Area Superintendent. If needed, the Fair Chairperson will also be involved.
- The Committee meets within 15 days of receipt.
- An investigation is conducted on a case-by-case basis by contacting involved parties and reviewing documentation.
- A final decision made within 15 days of review.
- The exhibitor is notified in writing within 5 days of the decision.

### **SECTION 4 – Exhibitor Age Requirements**

1. Exhibitor age is determined by age as of January 1 of the current fair year. The age of a Youth Exhibitor is 5 – 19 years old. Children under 5 years of age may not enter exhibits (animal or still) at the Gladwin County Fair.
2. Youth will follow the age requirements of the Gladwin County Fair, regardless of their 4-H group rules.
3. Exhibitors aged 5 – 7 years old must be paid members of the Gladwin County Fair Junior Livestock Committee. Exhibitors aged 8 – 19 years must be enrolled in 4-H. This is tied to insurance requirements

and is not negotiable.

4. For safety reasons, exhibitors aged 5 – 8 years have limitations in certain species areas (for example, they may not show a steer).
5. Exhibitors aged 6 – 11 can go through the large animal auction once. Grand and Reserve Champion Dairy winners will be allowed to go through one additional time for this purpose.
6. Exhibitors aged 12 – 19 can go through the large animal auction twice. Grand and Reserve Champion Dairy winners may go through one additional time for this purpose.
7. Exhibitors aged 5 – 7 can go through the small animal auction once. Best of Show Still Exhibitors aged 5 – 7 can sell one additional time for this purpose. Grand and Reserve Champion Egg exhibits can sell one additional time for this purpose.
8. Exhibitors aged 8 – 19 can go through the small animal sale ring three times. Best of Show Still Exhibitors aged 8 – 19 can sell one additional time for this purpose. Grand and Reserve Champion Egg exhibits can sell one additional time for this purpose.
9. For Still Exhibits, exhibitors are limited to youth aged 5 – 19 years and exhibitors 26 years or younger who have been determined eligible for special education services by their local school district.
10. Exhibitor ages for Small Animal Showmanship are as follows:
  - Senior (16 – 19 years old)
  - Junior (12 – 15 years old)
  - Young Member (8 – 11 years old)
  - Peewee (5 – 7 years old) **will not compete in Overall Showmanship**
11. Exhibitor ages for Livestock Showmanship are as follows:
  - Senior (16 – 19 years old)
  - Junior (12 – 15 years old)
  - Young Member (9 – 11 years old)
  - Peewee (6 – 8 years old) **will not compete in Overall Showmanship**
  - Cloverbud (5 years old) **will not compete in Overall Showmanship**
12. Open Departments are for adults. Adult Exhibitors must be at least 18 years old and are not able to participate in the Youth Department (see youth age requirement above). Adult Exhibitors are not eligible to sell at the auction.

### **SECTION 5 – Entries**

1. The entry deadline is June 5, 2026, at 4:30 p.m. No late entries will be accepted. By submitting an entry, exhibitors acknowledge that they have read and agree to comply with all fair rules. Any non-selling entries must pay the \$5.00 exhibitor fee by June 5, 2026, at 4:30 p.m. For large animals, the fee is \$5.00 per animal.
2. Competition is open to all unless otherwise specified.
3. All exhibitors **MUST** participate in Showmanship for each species they are bringing animals for.
4. In all categories, other than animal, antique, or tractor, the exhibitor must be the creator of the article, item, or project.
5. Only one entry per exhibitor per class.
6. All exhibitors must submit and finalize their entry through the online registration system by the deadline of 4:30 p.m. on June 5, 2026.

7. Exhibitors can pick up their entry tags on the Saturday before the fair from 9:00 a.m. – 12:00 p.m. at the Still Exhibit check-in table or from 12:00 p.m. – 4:00 p.m. at the Fair Office. Entry tags must be attached to entries; otherwise, they will not be judged.
8. Articles and animals incorrectly entered will be disqualified.
9. Any remaining exhibits after August 1 of each year will be disposed of.
10. The superintendent has the right to split classes or move exhibitors to appropriate classes to ensure exhibitor safety. NO EXCEPTIONS.

### **SECTION 6 – Awards/Judging**

1. The Fair Board of Directors reserves the right to withhold awards if rules have not been followed or if fraud, misconduct, or deception is evident. Any person who attempts to deceive, interferes with judging, or commits fraud in any way shall forfeit all awards won in any and all departments of the Fair.
2. Judge Selection Process:  
Judges for the Gladwin County Fair are selected through a multi-step process to ensure fairness, expertise, and quality.
  1. Initial List – By January 31, the Junior Livestock Committee and the 4-H Coordinator compile a list of qualified and reputable judges.
  2. Narrowing the List – From this pool, the Junior Livestock Committee and 4-H Coordinator narrows the list to 5–10 potential judges for both large and small animal areas by February 1.
  3. Final Selection – The Fair Board Directors make the final selections for each fair year.
  4. Confirmation – The Fair Board President contacts the selected judges to confirm availability and finalize contracts.

The Gladwin County Fair values fairness and integrity in all livestock, small animal, and horse competitions. To ensure judges can evaluate each exhibitor without outside pressure or influence, the names of livestock, small animal, and horse judges will not be released prior to the show. Judges will be announced at the time of the event. We appreciate your understanding and cooperation as we work to provide a positive and impartial experience for all exhibitors.

3. Awards will be given according to the judges' sheets, as outlined in the Fair Book.
4. In Open Exhibitor classes, the judge can place up to three places (A, B, C) per class but is not required to award all three.
5. Items marked N/S (No Show) or those without a placing circled on the judges' sheet will not receive awards, regardless of whether there is an award attached. Management is not responsible for unmarked judge's sheets or errors in marking.
6. No person shall be allowed to interfere with the judge during judging.
7. The overall showmanship competition is divided into two categories: large animal and small animal. Exhibitors who win first-place showmanship in a large and small animal species are required to compete in both large and small animal Overall Showmanship divisions (except cloverbud & pee-wee). Exhibitors winning showmanship in multiple species within either division must declare which species they will represent by 5:00 p.m. on Thursday.
8. To be excused from Overall Showmanship, exhibitors must contact the superintendent of the species in which they won showmanship by 5:00 p.m. on Thursday. The Hardship Committee will review each case that night. If the exhibitor fails to notify the superintendent in a timely manner, they are required to participate in the Overall Showmanship class. If the hardship committee excuses the exhibitor, the

second-place winner in that species will participate instead in the overall showmanship class.

9. Overall showmanship exhibitors may practice on Friday morning from 9:00 a.m. – 11:00 a.m. The livestock arena, horse arena, and small animal barn will be available. Only exhibitors and barn superintendents (or designees by the barn superintendent) are allowed in the arena area during overall showmanship practice. Exhibitors are not allowed to use their own animals during the competition. The superintendent will select animals from each species, with the owner's permission. Horses that won Overall Showmanship in their age division will be used in Overall Showmanship; the horse barn superintendent will select two additional horses. Individuals will not use their own horse.
10. In the event of a tie for Overall Showmanship, the resolution of the tie will be left to the discretion of the judge. The Gladwin County Fair Junior Livestock Committee will suggest in advance options such as a skills test or an individual interview; however, the final decision rests solely with the judge. If a skills test is administered, the content will not be published in advance. Likewise, interview questions will not be provided ahead of time. The judge will determine the most appropriate method to fairly resolve the tie.
11. Exhibitors who win showmanship in the following large animal classes will compete in large animal overall showmanship: Horse, Sheep, Dairy, Beef, and Swine. (Prospect beef and dairy feeders do not compete in overall showmanship)  
Classes for this program are divided by age:  
Senior, 16 – 19 years old  
Junior, 12 – 15 years old  
Young Member, 9 – 11 years old
12. Exhibitors who win showmanship in the following small animal classes will compete in small animal overall showmanship: Goat, Poultry, and Rabbits.  
Classes for this program are divided by age:  
Senior, 16 – 19 years old  
Junior, 12 – 15 years old  
Young Member, 8 – 11 years old
13. Overall Showmanship Animal Selection: Animals used in the Overall Showmanship competition will be assigned to exhibitors through a random draw conducted before the start of the event. This ensures a fair and unbiased selection.

### **SECTION 7 – Health & Tagging Requirements for Livestock Exhibited in Michigan**

Michigan Department of Agriculture & Rural Development (MDARD)  
P.O. Box 30017 Lansing, MI 48909 Animal Industry: 517-373-1077

***All livestock exhibitors and livestock exhibits must comply with the animal health and tagging requirements as defined by the Michigan Department of Agriculture (MDARD).***

You can get a copy of the Health Requirements online at:

<https://www.michigan.gov/mdard/animals/exhibitions/resources-for-exhibitions>

### **SECTION 8 – Livestock Weigh-in Requirements**

**Weigh-in for Market Beef: January 10, 2026**

**Weigh-in Times: 8:00 a.m. – 12:00 p.m.**

1. All beef projects must be on-site for the January weigh-in. This is for identification and tagging; beef projects are not required to be weighed.
2. Beef projects are required to be tagged with RFID tags (provided by the breeder or purchased from the USDA) for admittance to the fairgrounds, including the January weigh-in (see MDARD Rules for Animals and Exhibitions). No exceptions.

3. Beef projects are expected to be halter-broke so they can leave their trailer for weighing. If the project animal is not halter-broken, the (adult) owner is expected to tag the animal, at their own risk, with a fair identification tag in the trailer.
4. If an animal poses an obvious danger to the volunteers and the (adult) owner refuses to tag the animal in the trailer, the project animal will not be permitted.

**Weigh-in for Market Sheep, Prospect Beef, & Dairy Feeders: May 9, 2026**

**Tag-in for Swine: May 9, 2026**

**Weigh-in/Tag-in Times: 7:00 a.m. – 10:00 a.m.**

1. It is mandatory that all market sheep, prospect beef, and dairy feeder projects be on site for the May weigh-in for identification and tagging purposes; weighing is not required.
2. Swine will no longer be weighed in prior to the fair. Per the recommendation of the fair veterinarian, swine should not come into contact with one another until fair week to help prevent disease spread. Swine projects are still required to be on-site for the May Tag-in for identification and tagging purposes. Exhibitors will be provided a tag and tagging equipment and must tag their swine in their own trailer. If an exhibitor needs assistance, designated personnel will be available on-site.
3. Sheep projects are required to be tagged with USDA scrapie tags for admittance to the fairgrounds, including May weigh-in. No exceptions.
4. Swine projects are required to be tagged with RFID tags (provided by the breeder or purchased from the USDA) for admittance to the fairgrounds (including May Tag-in). RFID tags will not be available from the Fair or Junior Livestock Associations.
5. Prospect Beef, Dairy Feeders, and Heifers are required to be tagged with an RFID tag (provided by the breeder or purchased from the USDA) for admittance to the fairgrounds (including May weigh-in/tag-in). Tags will not be available from the Fair or Junior Livestock Associations.

**SECTION 9 – Large Animal Livestock General Rules**

**2026 Auction Order: Swine–Dairy–Dairy Feeders–Sheep–Beef**

1. Large animal livestock includes beef, prospect beef, dairy, dairy feeder, swine, and sheep.
2. All exhibitors of the Gladwin County Fair must sign a code of conduct with the Junior Livestock Association and the 4-H. The Code of Conduct form must be completed and turned in before January 1. Forms will not be accepted without the signatures of both the exhibitor and their parent or guardian.
3. All animals are required to remain at the Fair for the entire week until their designated release time. The Area Superintendent has the authority to give permission for any other exceptions.
4. Cloverbuds are non-competitive and are eligible to use another exhibitor's animal for non-competitive classes in certain species (they are not allowed to show a steer).
5. Exhibitors must be able to feed, clean the pens, and handle the animals; otherwise, they will be disqualified. Exhibitors are expected to maintain full control of their animals at all times. If the exhibitor cannot handle the animal safely, the Superintendent has the right to send the animal home.
6. All cattle, swine, and sheep, native and out of state, entered in exhibitions, expositions, or fairs must follow the MDARD Health Requirements for Livestock Exhibited in Michigan. For the most up-to-date wording, refer to the MDARD website at: <https://www.michigan.gov/mdard/animals/exhibitions/resources-for-exhibitions>
7. Animal exhibitors must attend a barn meeting at the barn set up organized by the Junior Livestock

Committee. Exhibitors must also serve a scheduled barn duty for each barn in which the exhibitor has an animal. Failure to attend barn meetings or serve barn duty may result in disciplinary action (see the Red Tag rule for more information).

8. Exhibitors are not permitted to share animals with other exhibitors. Once an animal is shown, it cannot be shown by another exhibitor unless it is being shared with a Cloverbud/Child Exhibitor for a non-competitive class.
9. If an animal does not make weight, the animal will go home and the exhibitor will not show showmanship (unless they have another animal of their own that did make weight). As stated in rule 8, they will not borrow another exhibitor's animal for showmanship.
10. Large animal exhibitors are permitted to bring no more than two large market animals. These animals must be entered in market classes and designated for auction. Exhibitors may not bring additional animals solely for the purpose of participating in showmanship. *An exception applies to sheep exhibitors, who may also bring a pen of sheep which would be equivalent of a second market animal and/or breeding stock.*
11. Youth and child exhibitors must be present during judging and handle the animal themselves; otherwise, they will be disqualified. The Junior Livestock Committee has the authority to make exceptions.
12. A veterinarian will be on call, but not necessarily on the grounds.
13. All animals are to be kept clean, fed, and watered by the exhibitor for the entire week of the fair. Exhibitors are responsible for cleaning their stalls and pens daily before 9:00 a.m. (or the time specified by the Barn Superintendent) as well as scheduled barn duty. Failure to do so will result in disciplinary action (see the Red Tag rule for more information).
14. No feeding or watering of other exhibitors' animals is allowed. If an issue is identified, the Superintendent must be notified, and they will address the issue. Anyone feeding another animal without the permission of the animal's owner and the knowledge of the Superintendent is subject to dismissal from the fair and the forfeiture of any awards.
15. Any exhibitor/animal deemed unworthy (either by the judge or through rule violations) will not be eligible to receive awards.
16. Gladwin County Special Policy: Animals will be defined as those born on the participant's immediate family's owned-and-operated farm, in which the participant has an active role for the duration of the project. Definition of Immediate Family: participant's parent(s), participant's grandparent(s), participant's sibling(s). Participants must be either a Gladwin County 4-H member or a Gladwin County Junior Livestock member from the time the animal being shown was born. The farm must be located in Gladwin County to be eligible. Consequence: The participant forfeits the current year's awards and auction rights.
17. At all times that grooming is taking place, the exhibitor is expected to be present and actively participate in the process.
18. No medicating or drench feeding of any animals is permitted. Helpful hydration is only allowed with sheep. Exhibitors may provide sheep with small amounts of hydration for animal care purposes only. This does not include the use or practice of giving medicine, or supplements intended to alter the animal's appearance for show. If at any time this allowance is abused and hydration is used to enhance show appearance rather than animal well-being, the exhibitor will be brought before the Junior Livestock Committee (JLC). The superintendent has the right to observe the helpful hydration process at any time. Tampering with or misrepresenting age, ownership, or any other irregularity in showing will be considered

fraud and deception. Violation will result in the forfeiture of sale privileges and forfeiture of any ribbons, trophies, or special awards earned with the animal(s). Unethical fitting, gluing of hide/hair (or under the hide), removal of tissue to alter the animal's shape, or injection of any gas, solid, or liquid under the hide to change typical conformation will also result in forfeiture of sale privileges and forfeiture of any ribbons, trophies, or special awards earned with the animal(s). *(Sheep hydration rule will be on a one-year trial for the 2026 fair.)*

19. **Red Tag Policy – Barn Expectations and Enforcement.** To ensure animal welfare, cleanliness, and a positive public image of our fair, the following barn standards have been established by the Gladwin County Fair and must be followed by all exhibitors. While individual Barn Superintendents may set additional barn-specific rules, exhibitors must adhere to the minimum standards set by the Junior Livestock Committee.

### **Daily Barn Standards**

#### **Pen Cleanliness:**

All pens must be cleaned each morning before the end of chore time. This includes scraping all used bedding down to the floor (cement or dirt) and replacing it with clean bedding. The areas directly in front of pens and along walkways must also be kept neat. Superintendents will inspect pens after chore time to ensure they meet acceptable cleanliness standards. Failure to keep the pen clean will result in a red tag being issued.

#### **Animal Feeding:**

All animals must be fed at least twice daily. Failure to feed animals properly will result in a red tag being issued.

#### **Documentation:**

Superintendents are encouraged to document concerns, including pen conditions and animal-care issues, using written notes and photos when necessary.

#### **Understanding Red Tags/What is a Red Tag?**

Red tags are used to alert exhibitors to serious issues with animal care or pen maintenance. A red ribbon or tag will be placed on the pen gate or the exhibitor's sign (or physically or verbally given to the exhibitor). Your Barn Superintendent or club leader may also notify you.

### **Red Tag Process**

#### **First Red Tag – Warning & Education:**

- The exhibitor will be privately addressed by the Barn Superintendent, with a second adult (another superintendent, Junior Livestock Committee member, parent, or volunteer) present.
- The exhibitor will be informed of the issue and guided on how to improve by the next chore time.
- Parents/guardians will be notified of the red tag and the reason it was issued.
- No superintendent may speak one-on-one with a youth exhibitor.

#### **Second Red Tag – Meeting & Support Plan:**

- A second red tag will result in a meeting with the exhibitor, parent(s), Junior Livestock Committee members, and the Barn Superintendent.
- The purpose of this meeting is to develop a plan to help the exhibitor meet expectations, which may include check-ins, demonstrations, or additional support.
- This is a positive and constructive meeting, not disciplinary in nature.
- Parents will be informed that if the issues are not resolved, the exhibitor may lose eligibility for future participation in that project.

Third Red Tag – Loss of Participation:

- A third red tag will result in the exhibitor being ineligible to participate in the Gladwin County Fair for the following year and will also require the exhibitor to appear before the Livestock Committee to request reinstatement as an exhibitor at the Gladwin County Fair.

### **What Can Cause a Red Tag?**

Red tags may be issued for any failure to meet basic animal-care expectations that are within the exhibitor's control, including:

- Failure to feed the animal
- Dirty pens
- Unfinished or skipped chores
- Disregard for barn rules

Exhibitors will **not** be penalized for issues beyond their control.

### **Communication Matters**

The Fair Board understands that fair week is busy with shows and events. If you are unable to complete chores at the assigned time, please **communicate with your Barn Superintendent**. Their job is to help you find a solution. Letting them know in advance shows responsibility and ensures your animals are properly cared for.

### **Why This Policy Exists**

This policy is not intended to punish exhibitors but to encourage responsibility, animal welfare, and learning. Over the years, issues with pen cleanliness and animal care—especially after the auction—have become a concern and reflect poorly on the program.

Clean barns and properly fed animals also help reduce the spread of illness and show respect for the animals, the fairgrounds, and the public.

Our goal is to support youth in learning and growing—not to remove them from the program. This progressive system allows for correction, education, and improvement before any final consequences are applied.

20. There will be no alternate or extra beef, sheep, swine, prospect beef, or dairy feeders weighed in or tagged. Exhibitors must verify that they are tagging and weighing-in the correct number of animals allowed for their exhibitor's (fair) age.
21. If a livestock market animal dies or is incapacitated by an injury or illness after the initial weigh-in/tagging date, the exhibitor/parent has 24 hours to contact the barn Superintendent to apply for a replacement. If you are unable to reach the superintendent, the Fair Board President would be the alternate contact. The replacement committee has 48 hours to notify the exhibitor/parent of their decision regarding the replacement, allowing for either approval or rejection. If an animal is approved for replacement, the exhibitor has 2 weeks from the committee's decision to secure a replacement and have it tagged appropriately.
22. Replacement animals that are obtained 30 days before the fair are not eligible for Supreme Grand, Reserve Grand, Rate of Gain, or Gladwin County Special Awards.

### **SECTION 10 – Large Animal Market Rules**

1. Exhibitors 6 – 11 years old may go through the large animal auction once. Grand and Reserve Champion Dairy winners are permitted to go through one additional time for this purpose.
2. Exhibitors may only bring the number of market animals specified by the number of times they are allowed to go through the auction ring, as set by Rule 1 above.
3. Exhibitors may not enter multiple animals in the same market class for each species, even if they are in different weight classes. For example: only one market steer, one single lamb, one pen of lambs, one gilt swine, one barrow swine, etc.
4. Exhibitors must be the owners of their market animals.
5. Market animals may not include: rams, bucks, boars, or bulls. No stallions allowed on the grounds.
6. For safety reasons, exhibitors aged 8 years and under may only participate in the following livestock market classes: Dairy Feeder, Prospect Beef, Dairy, Swine, and Sheep.
7. All Market Livestock Exhibitors must show in showmanship for each of the species they have brought.
8. Safety issues will be determined on a case-by-case basis by the Species Superintendent. Failure to comply will result in ineligibility to participate in next year's fair.
9. Exhibitors must wear appropriate attire, with no club or personal names on their attire, while in the show ring.
10. Any animal not eligible for the auction may be sold through a private transaction after the auction. NO POSTING or ADVERTISING of availability can occur until Thursday morning (following the large animal auction).
11. The Gladwin County Fair will not be held responsible for any animal that dies before or during the week of the fair.
12. Final weight and identification signs must be hung above stalls by 7:00 p.m. on Sunday after weigh-in.

### **SECTION 11 – Small Animal Market Rules**

1. Exhibitors must wear black pants and a white long-sleeved shirt or a white lab coat. No club or personal names on attire when showing. No jewelry, dangling earrings, or nail polish. Hair must be restrained and the exhibitor number must be visible.
2. Small Animal exhibitors must show in showmanship for the species they are exhibiting or selling. Failure to do so will forfeit their right to sell at auction or their ability to participate in future fairs.
3. An exhibitor is eligible to show and sell up to three (3) small animal items if 8 years old or older. Exhibitors aged 5 to 7 years old may sell in the small animal auction once. Best of Show Still Exhibitors can sell one additional time for this purpose. Grand and Reserve Egg Exhibitors can sell one additional time for this purpose.
4. Market pens may not be split for auction, but may be combined (i.e., Market rabbits, broilers, bantams).
5. All exhibitors must attend the small animal barn setup and the mandatory barn meeting on Sunday, July 5, 2026, at 1:00 p.m. in the Grove, or, in case of inclement weather, in the Small Animal Show area.

6. Each exhibitor entered in the fair must work at least one shift of barn duty during fair week per species (1 shift for rabbit, 1 shift for poultry). Sign-up for barn duty will be at the pullorum testing, barn setup, and check-in.
7. Exhibitors are responsible for the processing and delivery of meat animals to their buyers within 30 days of the auction.
8. No animal can be replaced or substituted without prior approval of the Gladwin Junior Livestock Committee and the Fair Board. Replacement animals will not be eligible for awards.
9. Gladwin County Special Policy: Animals will be defined as those born on a participant's immediate family's owned-and-operated farm, in which the participant has an active role for the duration of the project. Definition of Immediate Family: participant's parent(s), participant's grandparent(s), participant's sibling(s). Participants must be either a Gladwin County 4-H member or a Gladwin County Junior Livestock member from the time the animal being shown was born. The farm must be located in Gladwin County to be eligible. Consequence: The participant forfeits the current year's awards and auction rights. Gladwin County Special animals can only be shown in this class and MAY NOT be registered in any other Market Class.

### **SECTION 12 – Payment and Fees Section**

1. Youth large animal sellers will have a \$50.00 fee deducted from their auction check for each time they enter the sale ring. This fee covers the auction fee and the exhibitor fee (\$45.00 sale auction fee and \$5.00 exhibitor fee).
  - a. Large Animal Auction Fee—pays for judges, Beef Board, Swine Board, ear tags, animal insurance, registration system software, buyers' ribbons, signage, pictures, etc.
2. Large Animal Hauling Fee – pays the haulers for getting the animals to the chosen processor or stockyards. This fee is \$5.00 per swine or sheep and \$10.00 per steer.
3. Youth small animal sellers and Still Exhibit Best of Show sellers will have 10% (\$45.00 cap) per- sale-item auction fee taken out of their auction check for each time through the ring in addition to the \$5.00 exhibitor fee. This covers the auction fee and the exhibitor fee.
4. Small Animal Auction Fee – pays for judges, poultry serum, registration-system software, buyers' ribbons, pictures, animal insurance, signage, etc.
5. Exhibitor fees will be placed in the account of the specific group to improve the exhibition area.
6. Exhibitors who do not sell an animal at the fair will be charged a \$5.00 exhibitor fee. This applies to all still exhibits, large animals (heifers, prospects, horses, etc.), and small animals (goats, rabbits, etc.) that are not sold. For large animals, the \$5.00 fee will be charged per animal brought to the fair. This fee must be paid by the fair registration deadline of June 5, 2026 at 4:30 p.m.

## Dairy – Department 002

Superintendent: Michelle Jewell

Check-in: Saturday, July 4, 2026 – 6:00 p.m. to 8:00 p.m.

Leave Saturday after 8:00 p.m.

Judging: Tuesday & Thursday

Location: Show Arena

### Dairy Program Rules

1. Youth under 9 cannot show any bull, including but not limited to: breeding, feeder, or showmanship classes.
2. All species must comply with all state exhibition health rules as outlined in MCL 287.740 (Page 11 Rule 25).
3. All animals must be dehorned and dehorning sites must be fully healed before the animal is exhibited at the fair. No swelling, signs of decay, trauma, drainage, or hanging, etc. allowed.
4. Winners of the Supreme Grand and Reserve Grand awards are required to be in the barn all week.
5. All animals must be tied with a suitable rope halter and neck rope.
6. There will be a costume day in the barn on Wednesday of fair week for those dairy exhibitors who want to participate.
7. The Superintendent reserves the right to disqualify any exhibitor for failure to follow any of the rules set by the Gladwin Fair Junior Livestock Association or if the animal is deemed a safety risk to volunteers, participants, or the public. Animals deemed a safety risk may be asked to leave the fairgrounds.
8. Prospect heifers will be housed in the Dairy Barn.

#### Section A – Dairy Showmanship

Class 1100 – Senior (16 – 19 years old)

Class 1101 – Junior (12 – 15 years old)

Class 1102 – Young Member (9 – 11 years old)

Class 1103 – Peewee (6 – 8 years old)

Class 1104 – Cloverbud (5 years old)

#### Section B – Dairy Heifer

Winners in classes 1106 – 1110 will compete for Dairy Heifer Grand and Reserve Champion Awards.

Class 1105 – Child 5 years old

Class 1106 – Junior Heifer (born between January 1 & June 30 of the current year)

Class 1108 – Senior Heifer (born between July 1 & December 31 of the previous year)

Class 1109 – Yearling Junior Heifer (born between January 1 & June 30 of last year)

Class 1110 – Yearling Senior Heifer (born between July 1 & December 31 two years prior)

#### Section C – Dairy Cow

Winners in classes 1112 – 1116 will compete for Dairy Cow Grand and Reserve Champion Awards. Milk will be sold at the auction from the Grand and Reserve Champions.

Class 1112 – Cow (2 years old)

Class 1113 – Cow (3 – 4 years old)

Class 1114 – Dry Cow (3 – 4 years old)

Class 1115 – Cow (5 years and older)

Class 1116 – Dry Cow (Aged)

Class 1117 – Dam & Daughter (must also be entered in the above age class, Section B & C) Winners in each Dam/Daughter class will compete for the Champion award. The Dairy Cow and Dairy Heifer Grand and Reserve Champion will compete for the Supreme Grand and Reserve Champion award.

**Section D – Dairy Feeder Showmanship**

Prospect Dairy Feeders will not show for Overall Showmanship. Prospect Steers and Heifers will not be in the show arena together for overall showmanship.

Class 1118 – Senior (16 – 19 years old)

Class 1119 – Junior (12 – 15 years old)

Class 1120 – Young Member (9 – 11 years old)

Class 1121 – Peewee (6 – 8 years old)

Class 1122 – Child (5 years old)

**Section E – Market Dairy Feeder**

Dairy feeder exhibitors are only eligible for the Rate of Gain award if they sign up prior to the fair. They must also participate in the first weigh-in (January 10, 2026). Dairy Feeders must be born between January and March of the calendar year, with a maximum weight of 500 pounds. Those not meeting these weight limits will not be allowed to sell at the auction or compete for Grand or Reserve placement in their respective weight class.

Class 0000 – Heifer Dairy Feeder

Class 0000 – Steer Dairy Feeder

Class 1124 – Rate of Gain

**Section F - Gladwin County Special**

Class 1200 – Gladwin County Special (see general rules for eligibility)

**Beef and Prospect Beef Cattle – Department 04**

Superintendent: Jeff Bailey

Check In: Saturday, July 4, 2026 – 6:00 p.m. to 8:00 p.m

Judging: Tuesday & Thursday

Location: Show Arena

**Beef Program Rules**

1. All beef cattle are required to have an official (RFID) ear tag before entering the fairgrounds.
2. All species must comply with all state exhibition health rules as outlined in MCL 287.740 (Page 11 Rule 25).
3. All animals must be dehorned and dehorning sites must be fully healed before the animal is exhibited at the fair. No swelling, signs of decay, trauma, drainage, or hanging, etc., allowed.
4. Exhibitors are prohibited from riding beef cattle during the entire time that the animal is on the fairground premises.
5. Exhibitors may exhibit only one market steer; that animal must be owned by the exhibitor no later than January 1.
6. All animals must be tied with a suitable halter and neck rope.
7. It is highly recommended that exhibitors place rubber mats under the front legs of cattle. All mats must be covered with sawdust or straw at all times. Exhibitors should also have a milk crate or wooden box to hold the water pail, which should be fastened to the wall or fencing.
8. Animals deemed a safety risk may be asked to leave the fairgrounds.
9. Weight classes will be determined at the final weigh-in by lightweight, medium, medium-heavy, or heavyweight. The Superintendent has the right to adjust the classes based on entries and weights.
10. Buyers will only be charged for the maximum weight. (Example: If your steer weighs 1,660 pounds, the buyer will only be charged for 1,650 pounds.)
11. Steers must weigh between 900 pounds and 1,650 pounds to participate in a competitive market class. Steers that do not make weight will go home.
12. Steers weighing more than 1,650 pounds will be shown in an ultra-heavy (overweight) market class only and will not be considered for Grand or Reserve Champion placings or Rate of Gain.
13. Ultra-heavyweight beef will sell at the end of the beef sale, after cattle from competitive market classes.

## Prospect Beef Program Rules

1. Prospect Beef can be either a heifer or a steer, not exceeding an age of 8 months as of fair week.
2. All species must comply with all state exhibition health rules as outlined in MCL 287.740 All species must comply with all state exhibition health rules as outlined in MCL 287.740 (Page 11 Rule 25).
3. Prospect Beef will not show for Overall Showmanship.
4. Male prospect calves must be castrated, and all animals must be dehorned. Dehorning sites must be fully healed before the animal is exhibited at the fair. No swelling, signs of decay, trauma, drainage, or hanging, etc., allowed.
5. All castration and dehorning sites must be fully healed before the animal is exhibited at the fair.
6. Prospect calves may be a beef or dairy-beef crossbreed.
7. The first and final weigh-ins are mandatory to participate in this project. Prospect beef will be weighed in on Saturday at the same time as steers. The maximum weight is 550 pounds.
8. Prospect beef will not be required to be sold at the Livestock Auction.
9. An RFID tag must be in the animal's ear.
10. Prospect beef will be housed in the beef barn (Prospect heifers will be housed in the dairy barn)

### Section A – Market Steer Showmanship

Winners of the Market Steer Showmanship will compete as follows in Overall Showmanship:

Class 1134 – Senior (16 – 19 years old)

Class 1135 – Junior (12 – 15 years old)

Class 1136 – Young Member (9 – 11 years old)

### Section B – Market Steer

Grand Champion winners in each market class will compete for Supreme Grand and Reserve Champion.

Class 0000 – Market Steer

Class 1146 – Rate of Gain (sold in the auction based on where placed in their Market class)

### Section C – Gladwin County Special Market Steer

Class 1149 – Gladwin County Special Market Steer (see General Rules for eligibility)

### Section D – Breeding Stock

Exhibitors may show in the breeding stock classes with a heifer of any age. Exhibitors in breeding stock are prohibited from selling their heifer project in the auction the week of the fair. Youth exhibitors 9 and older may compete in the breeding stock division.

Class 1125 – Heifer Class

### Section E – Prospect Beef Showmanship

Class 1150 – Senior (16 – 19 years old)

Class 1151 – Junior (12 – 15 years old)

Class 1152 – Young Member (9 – 11 years old)

Class 1154 – Peewee (6 – 8 years old)

Class 1153 – Child (5 years old)

### Section F – Prospect Beef Market

Must weigh no more than 550 pounds to show in the competitive market class. Competitive market classes are determined at the final weigh-in.

Class 1158 – Heifer Prospect Beef

Class 1159 – Steer Prospect Beef

Class 1160 – Rate of Gain

### Section G – Gladwin County Special

Class 1200 – Gladwin County Special (see general rules for eligibility)

## Sheep – Department 06

Superintendent: Heather VanTiem and Joseph Andrist

Check In: Sunday, July 5, 2026, from 7:00 a.m. to 9:00 a.m.

Location: Show Arena

### Sheep Program Rules

1. Market lambs must be a minimum weight of 90 pounds to be considered for exhibit and sale (each lamb in the pen must also meet the 90-pound minimum).
2. All species must comply with all state exhibition health rules as outlined in MCL 287.740 (Page 11 Rule 25).
3. Sheep for exhibit at the fair must have proper identification tags. Do not remove the scrapie tags prior to weighing in or showing. It is illegal to remove the official USDA individual animal identification. Market sheep to be exhibited and sold at the auction must also be tagged with a fair tag at weigh-in.
4. Notification must be made to the Superintendent immediately if a lamb has lost its tag.
5. All sheep and lambs must come to the fair illness-and parasite-free. Animals suspected of being ill at the time of the official weigh-in will be directed to return to their trailer and will not be allowed to participate.
6. All lambs must be show cut prior to arriving at the fair. No full shearing at the fairgrounds will be permitted.
7. No coverings are allowed on the scale during weigh-in.
8. Weight classes will be lightweight, medium, medium-heavy, and heavyweight. The Superintendent has the right to adjust the classes based on entries and weights.
9. Male market sheep (not breeding stock) must be castrated. Ram lambs 12 months and under may only be shown in the breeding stock class.
10. All water buckets must have a minimum capacity of 2.5 gallons and be securely attached to a pen.
11. Barn Duty is required for all sheep exhibitors. Sign-up is available at the barn set-up and during sheep check-in.
12. If you have a problem, question, or concern, see the Barn Superintendent first.

#### Section A – Lamb Showmanship

Class 1180 – Senior (16 – 19 years old)

Class 1181 – Junior (12 – 15 years old)

Class 1182 – Young Member (9 – 11 years old)

Class 1183 – Peewee (6 – 8 years old)

Class 1184 – Cloverbud (5 years old)

#### Section B – Market Sheep

Class 0000 – Single Market Lamb

Class 1195 – Child 5 years old (Single Lamb) (participation ribbon)

Class 1198 – Rate of Gain (Single Lamb)

#### Section C – Pen of 2 Market Sheep

Class 0000 – Pen of 2 Market Lambs

Class 1199 – Rate of Gain (Pen of Lambs)

#### Section D – Gladwin County Special

Class 1200 – Gladwin County Special Sheep (see General Rules for eligibility)

#### Section E – Sheep Breeding Stock

Breeding lambs and yearling sheep, regardless of breed, will show and compete together in correct classes. Winners from each class will compete for Supreme Grand and Reserve Champion Breeding Stock. Market ewe lambs can be shown in class 1173.

Class 1171 - Ram Lamb (under 12 months of age)

Class 1173 - Ewe Lamb (under 12 months of age)

Class 1172 - Yearling Ewe (12 months to 23 months of age)

Class 1176 - Ewe (24 months and older)

**Section F – Special Classes**

Class 1174 - Costume Class (5 – 19 years old)

Class 1175 - Agility Class (5 – 19 years old)

**Goats – Department 08**

Superintendent: Jim Buzzell

Check In: Saturday, July 4, 2026, from 6:00 p.m. to 9:00 p.m.

Judging: Monday 4:00 p.m. (Be in the barn and ready at 3:30 p.m.)

Location: Livestock Show Arena

**Goat Program Rules**

1. All goats must wear a collar approved by the Superintendent.
2. All species must comply with all state exhibition health rules as outlined in MCL 287.740 (Page 11 Rule 25).
3. All animals must be in the exhibitor's possession and care no later than May 1 of the current year.
4. All male goats must be castrated and healed at least one month prior to the fair to be eligible for show. The castration site must be healed for the goat to be eligible for show. Male goats not castrated or fully healed will not be allowed to remain at the fair or exhibit in shows. (Exception made for dams nursing kids under 8 weeks of age. Dam must be exhibited in a class.)
5. Goats for exhibit at the fair must have proper identification tags. If a goat's tag is lost, immediate notification must be made to the Superintendent.
6. Hay feeders are required and are to be securely attached to the pen. ABSOLUTELY NO FEEDING OF HAY OR GRAIN ON THE GROUND.
7. Pens housing small goat kids need to have chicken wire or page wire attached around the inside of the pen to ensure they cannot escape.
8. All water pails must be secured to the pen with a gate latch.
9. All goats must come to the fair with no open wounds, and must be illness- and parasite-free. Animals suspected of being ill or having open wounds at the time of drop-off will be asked to return to their trailer and will not be allowed to participate.
10. All pens must have signs that indicate their exhibitor's name(s).
11. Auction signs must be hung by Sunday night, indicating the sale animals. If selling goat(s), auction paperwork must be filled out and submitted to the Barn Superintendent by 4:00 p.m. or the allotted time on Monday.

**Section A – Goat Showmanship**

Class 1210 – Senior (16 – 19 years old)

Class 1211 – Junior (12 – 15 years old)

Class 1212 – Young Member (8 – 11 years old)

Class 1213 – Peewee (5 – 7 years old)

**Section B – Market Goat**

Class 1238 – Market less than one year meat class

Class 1239 – Market over one year meat class

**\*\*Winners from classes 1238 and 1239 will compete for Best of Show.****Section F – All Breeds** (section F continues to page 27)

Class 1250 – Junior Doe (under 6 months)

Class 1251 – Intermediate Doe (6 – 12 months)

Class 1252 – Senior Doe (1 year or older)

Class 1253 – Junior Wether (under 6 months)

Class 1254 – Intermediate Wether (6 – 12 months)

Class 1255 – Senior Wether (1 year or older)

\*\*Winners from classes 1250 – 1255 will compete for Best of Show

\*\*Best of Show winners from sections B and F will compete for Supreme Grand Champion & Reserve Champion Goat.

### **Section G – Special Classes**

Class 1232 – Gladwin County Special (see general rules for eligibility)

Class 1231 – Dam & Kid (mother & 1 or 2 offspring, any gender)

Class 1234 – Costume Class (5 – 19 years old)

Class 1235 – Anything in Milk

Class 1236 – Agility Class

## **Swine – Department 10**

Superintendent: Jim Bailey

Check In: Sunday, July 5, 2026, from 6:00 a.m. to 10:00 a.m.

Judging: Tuesday and Thursday

Location: Livestock Show Arena

### **Swine Program Rules**

1. Swine projects will weigh no less than 200 pounds, with a maximum weight of 300 pounds to compete for Champion awards.
2. All species must comply with all state exhibition health rules as outlined in MCL 287.740 (Page 11 Rule 25).
3. Buyers will only be charged for the maximum weight. (Example: If your hog weighs 310 pounds, the buyer will only be charged for 300 pounds)
4. Swine not meeting the minimum weight requirements will go home.
5. Swine exceeding the maximum weight will not compete for class placing or final drive to compete for Supreme Grand. These animals will sell after all market swine that meet the weight requirements. They will be placed in the order of their place in the overweight class.
6. Market swine can be a barrow or a gilt.
7. Swine for exhibit at the fair must have proper identification tags, which include a Gladwin County Fair tag along with an RFID tag. The RFID tag must be provided by the breeder or purchased through the USDA. Do not remove the RFID tag prior to weigh-in or exhibition. Gladwin County Fair tags will only be available at the May Tag-in.
8. The Gladwin County Fair is a ractopamine-free fair. The management reserves the right to test any or all animals exhibited at the event.
9. Notification must be made to the Superintendent immediately if a swine loses their tag.
10. Swine showmanship will be divided differently than the other showmanship divisions. Placings will be awarded within each section. A run-off to determine the Overall Showmanship Champion will be held for the Senior, Junior, and Young Member divisions. If the judge chooses not to hold a run-off, there will not be one. While a run-off is encouraged, the final decision will rest with the judge. The Junior Livestock Committee reserves the right to adjust the age divisions and section splits each year based on the number and ages of exhibitors. Age divisions will be determined by the exhibitor's 4-H age. Each age group will be divided into two sections as follows:

Senior I:	Ages 18 – 19
Senior II:	Ages 16 – 17
Junior I:	Ages 14 – 15
Junior II:	Ages 12 – 13
Young Member I:	Ages 10 – 11
Young Member II:	Ages 9
Pee-Wee:	Ages 6 – 8
Cloverbud:	Age 5
11. Swine weight classes will be divided after weigh-in, with approximately 12 head per class. Classes may vary by plus or minus 3 head (9 – 15 head per class) depending on the number of exhibitors. Class splits will be determined based on weights at weigh-in and the number of animals in each class. The Junior

Livestock Committee reserves the right to adjust these splits as needed each year based on the number and ages of exhibitors.

\*\*Overall Grand & Reserve Champion market swine selected from divided classes, except the super heavyweight class.

**Section A – Swine Showmanship**

Class 12701 – Senior I (18 – 19 years old)

Class 12702 – Senior II (16 – 17 years old)

Class 12711 – Junior I (14 – 15 years old)

Class 12712 – Junior II (12 – 13 years old)

Class 12731 – Young Member I (10 – 11 years old)

Class 12732 – Young Member II (9 years old)

Class 1274 – Peewee (6 – 8 years old)

Class 1275 – Cloverbud (5 years old)

\*\*Winners from class 12701 and 12702 will compete for Overall Showmanship Champion

\*\*Winners from class 12711 and 12712 will compete for Overall Showmanship Champion

\*\*Winners from class 12731 and 12732 will compete for Overall Showmanship Champion

**Section B – Gilt Market Swine**

Class 0000 – Gilt Market Swine

Class 1285 – Child 5 years old (Barrow/Gilt)

\*\*Overall Grand & Reserve Champion market swine selected from divided classes, except the super heavyweight class.

**Section C – Barrow Market Swine**

Class 0000 – Barrow Market Swine

Class 1285 – Child 5 years old (Barrow/Gilt)

\*\*Overall Grand & Reserve Champion market swine selected from divided classes, except the super heavyweight class.

**Section D – Gladwin County Special**

Class 1295- Gladwin County Special Swine (see general rules for eligibility)

**Poultry – Department 12**

Superintendent: Lori Bergman 435-9432 (Leave a voice message)

Barn Setup: June 17, 2026, 6:00 p.m.

Pullorum Testing: June 18 and 19, 2026, 5:00 p.m. to 7:00 p.m.

Broiler Contest: June 22, 2026, 6:00 p.m.

Check In: Sunday, July 5, 2026, from 8:00 a.m. to 11:00 a.m.

Judging: Wednesday at 8:00 a.m.

Location: Small Animal Show Arena

**Poultry Program Rules**

1. Water and food containers cannot be stored on or below cages and pens. Food must be in sealed HARD plastic containers and can be stored on the shelves in the Small Animal Show Area.
2. All species must comply with all state exhibition health rules as outlined in MCL 287.740 (Page 11 Rule 25).
3. Barn duty is required for all small animal exhibitors. Sign-ups are available during barn setup, Pullorum testing, and during check-in.
4. All birds coming to the fair (broilers are exempt) are to be pullorum tested by certified testers on June 18 OR 19, 2026, from 5:00 p.m. – 7:00 p.m. at the Gladwin County Fair Grove or provide proper paperwork showing a clean test within 30 days of the fair, with results by a veterinarian or certified tester before birds will be allowed to enter the barn for show.
5. Pullorum paperwork must be provided at check-in.
  - a. Poultry that requires testing: Turkeys, Chickens, Quail, and Guinea fowl
  - b. THESE ANIMALS DO NOT NEED TESTING: Ducks, Geese, Pigeons, and Doves
6. Showmanship is mandatory. Showmanship classes show first.

- a. Once Showmanship is judged and awards given to all age classes, the barn will be closed.
  - b. The judge, the barn Superintendent, and assistants will only be allowed in the barn during this judging period.
  - c. Once judging and recording are complete, the barn will reopen and awards will be handed out at approximately 2:00 p.m.
7. Exhibitors are limited to one entry per class. Each bird the exhibitor brings to the fair may only be exhibited in one class (besides Showmanship).
  8. Birds must be bathed and parasite-free prior to check-in at the fair on Sunday. Best practice is to bathe the birds 3 to 4 days before checking them in at the fair. Birds found dirty or infested with parasites will not be allowed to enter the barn for exhibit.
  9. Pens may not be split for the auction but may be combined as a single unit (i.e., Market rabbits, broilers, bantams).
  10. No birds may be replaced or substituted without prior approval of the Gladwin Junior Livestock Committee and the Fair Board. Replacement animals will not be eligible for awards.
  11. The Junior Livestock Committee sets weight and age minimum requirements for the following classes in partnership with the Fair Board. Exhibitors must be able to demonstrate that the project meets the minimum age requirement if asked, by producing a bill of sale/invoice/or receipt showing the date of purchase. Best of show winners from sections E, F, G, H, I, and J will compete for Supreme Grand Champion Poultry:
    - Pheasant – 8 weeks
    - Ducks – 12 weeks (changed from 8 weeks)
    - Standard Birds – 12 weeks
    - Production Class Young Pen – 12 weeks
    - Bantam Birds – 12 weeks
    - Turkey – 16 weeks, minimum 8 lbs. each

### **Section A – Poultry Showmanship**

- Class 1300 – Senior (16 – 19 years old)
- Class 1301 – Junior (12 – 15 years old)
- Class 1302 – Young Member (8 – 11 years old)
- Class 1303 – Peewee (5 – 7 years old)

### **Section B – Broiler Meat Project**

- Broilers are shown at a separate event on Monday, June 22, 2026, at 6:00 p.m. at the Livestock arena.
- **\*\*Poster boards (20"x30" maximum) are required for display at the fair for sale purposes and to complete the project. \*\***
- Be aware of the rules regarding the donated project birds and be sure to adhere to those rules.
- Birds are to be clean and show-ready, in cages that are accessible and can be easily moved.
- **Exhibitors will be required to participate in Showmanship during the fair to be able to participate in the auction and this event. Please prepare to have another registered animal to use for this purpose during the fair.**
- Age requirements for broilers: 8 weeks minimum AND a minimum of 5 pounds each to be eligible for awards.
- Pens and singles are sold as one unit if participating in the auction.

Class 1337 – Meat Birds, pen of 3 (or 2 if all that remains of the original group)

Class 1339 – Meat Bird, single

**\*\*Winners will be awarded Best of Show Broiler Pen and Best of Show Broiler Single**

### **Section C – Gladwin County Special** (Section C is continued on next page)

- Must be hatched and raised on the exhibitor's farm.
- Birds must be at least 1 day old but no older than 2 1/2 weeks, with more fluff than feathers, at check-in on Sunday at 7:00 p.m.
- The Gladwin County Special Poultry project is a live display project only; chicks may not be used

- in any showmanship/breed classes.
- Exhibitors must include an educational 4x6 index card about their entry with a small picture of their animal.
- Chicken and turkeys will be tested for Pullorum upon arrival.
- DO NOT BRING THIS PROJECT TO SUNDAY MORNING CHECK IN

Class 1345 – Gladwin County Special Poultry

**Section E – Bantam Class**

Class 1306 – Cockerel

Class 1307 – Pullet

Class 1308 – Rooster

Class 1309 – Hen

Class 1310 – Breeding Pair (must be 6 months or older)

Class 1311 – Young Pair (Under 6 months) - 4-H Bantam Project

\*\*4-H Bantam Project – Please Register for the Young Pair

\*\*All “A” ribbon winners from section E will compete for Best of Show

**Section F – Standard Bird Class**

Class 1306 –Cockerel

Class 1307 – Pullet

Class 1308 – Rooster

Class 1309 – Hen

Class 1310 – Breeding Pair (must be 6 months or older)

\*\*All “A” ribbon winners from section F will compete for Best of Show

**Section G – Turkey Class**

Class 1328 – Two Birds

Class 1329 – Single Bird

\*\*All “A” ribbon winners from section G will compete for Best of Show

**Section H – Waterfowl (Ducks/Geese) Class**

Class 1331 – Two Birds (same breed)

Class 1332 – Single Bird

\*\*All “A” ribbon winners from section H will compete for Best of Show

**Section I – Pigeons Class**

Class 1328 – Two Birds (same breed)

Class 1329 – Single Bird

\*\*All “A” ribbon winners from section I will compete for Best of Show

**Section J – Game Birds Class (quails, doves, guinea fowl)**

Class 1328 – Two Birds (same breed)

Class 1329 – Single Bird

\*\*All “A” ribbon winners from section J will compete for Best of Show

**Section K – Pheasants**

- Pheasants will not be brought to the fairgrounds.
- In place of the birds, the youth will create a poster board showing their project's progression from beginning to end, along with descriptions of their projects at various stages. NAME OF YOUTH MUST BE ON THE BACK OF THE POSTER (20”x30” Max) AND THE EXHIBITORS SHOULD NOT BE IDENTIFIABLE ON THE FACE OF THE POSTER.

Class 1320 – Pheasant Project Poster

**Section L – Production Class (Standard birds only)**

Class 1311 – Old Pen (3 hens) Over 1 year old

Class 1312 – Young Pen (3 pullets) Under 1 year old

\*\*All “A” ribbon winners from section L will compete for Best of Show

**\*\*All Best of Show winners from sections E, F, G, H, I, J, and L will compete for Supreme Champion and Reserve Champion Poultry Exhibit.****Section M – Egg Classes**

Class 1314 – Dozen Standard White OR Brown (all same color)

Class 1315 – Dozen Standard Colored (all same color)

Class 1316 – Dozen Bantam (all same color)

Class 1317 – Dozen Game Bird (all same variety)

Class 1318 – Half Dozen Duck OR Goose OR Turkey (all same variety)

Class 1319 – Most “Eggs”ellent Costume Class (participation only – all ages)

**\*\*All “A” ribbon winners from classes 1314-1318 will compete for Best of Show and Honorable Mention. Best of Show will be able to sell a dozen eggs at the Small Animal Auction. (A fresh set of eggs will be delivered to the buyer.)****Rabbit – Department 14**

Superintendent: Lori Bergman 435-9432 (Leave a voice message)

Barn Setup: June 17, 2026, 6:00 p.m.

Tattooing: June 18 and 19, 2026, 5:00 p.m. to 7:00 p.m.

Check In: Sunday, July 5, 2026, from 8:00 a.m. to 11:00 a.m.

Judging: MONDAY at 9:00 a.m.

Location: Small Animal Show Arena

**Rabbit Program Rules**

1. Water and food containers cannot be stored on or below cages and pens. Food must be in sealed HARD plastic containers and can be stored on the shelves in the Small Animal Show Area.
2. All species must comply with all state exhibition health rules as outlined in MCL 287.740 (Page 11 Rule 25).
3. All rabbits MUST have a tattooed ID in their left ear.
4. Rabbit market pens MUST be weighed on entry day and possibly on show day (at the judge’s discretion).
5. Members MUST be present to remove their rabbits from pens during judging.
6. No does with litters will be accepted for show.
7. Barn duty is required for all small animal exhibitors. Sign-up is available during barn setup, Pullorum testing, and during check-in.
8. There will be a mandatory barn meeting on Sunday, July 5, 2026, at 1:00 p.m. in the grove or, in inclement weather, in the Small Animal Show Area.
9. All rabbit exhibits must be examined on Sunday, July 5, 2026, from 8:00 a.m. to 11:00 a.m. by the barn Superintendent or designee before entering the barn.
10. Rabbits without a pedigree or registration should use the Mixed Breed Section for entry.
11. Market rabbit pens must be of a meat breed (Six Class) or will be disqualified by the judge and will not be sold at auction.

**Section A – Rabbit Showmanship**

Class 1380 – Senior (16 – 19 years old)

Class 1381 – Junior (12 – 15 years old)

Class 1382 – Young Member (8 – 11 years old)

Class 1383 – Peewee (5 – 7 years old)

**Six Class Rabbits** (continued on next page)

- The award for this project area is divided into 'Best of Breed' and 'Best of Opposite Sex'.

- Those will compete for the best overall in this project.
- All rabbits in these classes must be purebred, and a copy of the pedigree paperwork must be provided at check-in.

**Section B – Californian**

**Section C – Flemish Giant**

**Section D – New Zealand**

**Section E – Satins-Solid/Broken**

**Section F – Any Other Six Class Breed**

Class 1386 – Senior Buck (6 months & over)

Class 1387 – Senior Doe (6 months & over)

Class 1390 – Junior Buck (3 – 6 months old)

Class 1391 – Junior Doe (3 – 6 months old)

**Four Class Rabbits**

- The award for this project area is divided into 'Best of Breed' and 'Best of Opposite Sex'.
- Those will compete for the best overall in this project.
- All rabbits in these classes must be purebred, and a copy of the pedigree paperwork must be provided at check-in.

**Section G – Dutch**

**Section H – Lion Head**

**Section I – Holland Lops**

**Section J – Mini Lop: Solid or Broken**

**Section K – Mini Rex: Solid or Broken**

**Section M – Netherland Dwarf**

**Section N – Any Other 4 Class Breed**

Class 1395 – Senior Buck (6 months & over)

Class 1396 – Senior Doe (6 months & over)

Class 1397 – Junior Buck (3 – 6 months old)

Class 1398 – Junior Doe (3 – 6 months old)

\*\*Best VI Class and Best IV Class rabbits will compete for Supreme Best of Show

**Section O – Mix Breed (without pedigree papers)**

Class 1395 – Senior Buck (6 months & over)

Class 1396 – Senior Doe (6 months & over)

Class 1397 – Junior Buck (3 – 5 months old)

Class 1398 – Junior Doe (3 – 5 months old)

**Section Q – Meat Rabbit**

- Market rabbit pens and single fryers must weigh between 3.5 and 5.5 lbs. and be 70 days old or younger.
- Single roaster rabbits must weigh between 5.5 and 9 lbs. and be less than 5 months old.
- Exhibitors who show both a single fryer and a market pen will combine their rabbits and consider them as one sale unit.

Class 1400 – Market Pen (3 rabbits, fryer age)

Class 1401 – Single Fryer

Class 1402 – Single Roaster

**Section R – Gladwin County Special**

- Exhibitors must breed rabbits on Family Farm.
- Gladwin County Special Rabbit can only be shown in this class and **MAY NOT** be registered in any other Market Class.
- Rabbit should be at least 90 days old.
- Open to all breeds (including mixed breeds).

Class 1396 – Gladwin County Special Rabbits

## Department 16 – Horses & Ponies

Superintendent: Dennis Maxwell

Check-in: Sunday, July 5, 2026, from 12:00 p.m. – 3:00 p.m.

Judging: Monday & Friday

Location: Horse Show Arena

### Horse & Pony Rules/Regulations

1. Before horses are placed in their stalls, they must be checked in and inspected by the Barn Superintendent. The Barn Superintendent will look over the horse(s) anything out of the ordinary.
2. All species must comply with all state exhibition health rules as outlined in MCL 287.740 (Page 11 Rule 25).
3. The bottom of the buckets and hay bags/nets must be tied no lower than the horse's point of shoulder when empty. Do not hang hay bags or buckets from wire.
4. The stall must be cleaned, and horses fed and watered by 8:30 a.m. and 5:30 p.m. every day. Horses and stalls must be checked by the exhibitor several times throughout the day.
5. Aisles must be clear and neat at all times. Everyone is responsible for their own area.
6. No horses tied in the aisles at any time.
7. No double riding is allowed.
8. No excessive whipping or spurring.
9. No running or racing on horseback.
10. No sitting on horses in barns.
11. Horses must remain in the barn daily from 12:00 p.m. to 4:00 p.m., unless the Barn Superintendent grants prior permission.
12. Exhibitors must wear boots when riding and/or working horses. Exhibitors must wear closed-toed shoes when in a horse's stall.
13. Barns and arenas will be closed at 10:00 p.m. with lights out.
14. No horses allowed beyond the north end of the barns or in the camping area.
15. No turning horses loose in either arena. Horses must be attended to at all times.
16. No canopies are allowed around the arena perimeter during show days.
17. No abusive language or disrespectful behavior will be tolerated in the ring, barns, or anywhere on the fairgrounds by adults or children.
18. NO alcohol around the horse arenas and barns. You will be asked to leave the premises. The Fair Board will determine when the violator may come back. This is stated in the General Rules.
19. Only people showing an animal in a class or the owner may ride that animal at the pleasure or speed show. The violator and the horse will be disqualified from further participation at the fair.
20. Times for the main arena to be open will be posted. This is TBD at the beginning of the fair, as the volunteers will be working the arena. The main arena will be closed after 3 p.m. on Friday, as speed events will be set up.
21. All decorations must be down, and stalls must be cleaned to the dirt by 10:00 a.m. on Sunday, the day the fair is over.
22. An inspection by the barn superintendent is a must. If someone is not abiding by the above rules, the barn Superintendent must be contacted first to handle the situation. If the member continues to ignore the above rules, the leader, barn superintendent, member, and member's parents will then be notified to handle the situation.
23. For insurance reasons, no outside equipment (e.g., barrels, poles, jumps, etc.) may be brought in or used during fair week. Only equipment owned and provided by the Gladwin County Fair is permitted for use.
24. If you have a problem or questions, see the Barn Superintendent first.
25. A three-digit back number will be given to each horse exhibitor. You will only need this number when showing horses. Do not use the three-digit number to show livestock or small animals; only horses.
26. Horses and ponies may come in on Sunday between 12:00 p.m. and 3:00 p.m. and check in with the Barn Superintendent.
27. Horses/ponies may be used by siblings, so long as they are not in the same age group.
28. Exhibitors may exercise their horses/ponies in the horse arena or the makeup arena only. Exhibitors are required, for safety, to walk their horses to and from the barn to these areas. Exhibitors must take care to

- be considerate of other horses and riders in these areas.
29. All horse/pony exhibitors must show in showmanship and one other class.
  30. Exhibitors bringing two horses to the fair are required to keep both horses on the fairgrounds for the entire duration of fair week.
  31. Ponies are designated as less than 56"; equines taller than that will be defined as a horse.
  32. Pregnant mares 7 months of gestation and over cannot be ridden at the Gladwin County Fair. However, the mare can be used for showmanship. The burden of proof is on the exhibitor.
  33. No loose animals in the horse arena or the make-up arena.
  34. ALL bareback classes require an ASTM-SEI riding helmet.
  35. Challenged Rider Classes: open to exhibitors ages 8 – 19 years old by January 1st of the current year, who have been determined to be eligible for special education by the local school district. Exhibitors aged 8 – 19 have the choice to register in either the age-specific showmanship classes for horses or the Challenged Rider class; however, they cannot register for both. Any exhibitor with a disability may designate an assistant to help them in the show ring.
  36. If bringing two horses, the exhibitor must show both in the same age division or Novice Rider (Walk/Trot) with both.
  37. If an exhibitor wins Overall Novice (Walk/Trot) in a year, they must move to their age division for the following years.

### **Costume Class (Friday before the Speed Show)**

1. Exhibitors may either lead or ride their horse/pony in this class.
2. This is a walk-only class.
3. Each entry must provide a 3 x 5-inch card with the following information:
  - a. Exhibitor's name
  - b. Horse/pony's name
  - c. Costume description/explanation
4. Any type of costume is permitted as long as it is appropriate (no profanity).
5. Skits, performances, or acts are not allowed.
6. Costumes must be designed to allow the horse/pony to move safely at the walk.
7. For safety reasons, the Barn superintendent reserves the right to excuse any entry if:
  - a. The costume is deemed hazardous, or
  - b. The horse/pony becomes unruly to the point of being unsafe to manage, whether before or during the class.

SCORING: The class will be judged using the following criteria:

Originality =30 points, Time & Effort=30 points, Theme=20 points, Safety=10 points, Description=10 points

### **SPEED SHOW (FRIDAY)**

1. The required clothing will be posted on the board the night before. The weather will determine whether long-sleeve show shirts or t-shirts will be required.
2. Cloverbuds will complete a shortened pattern in pole bending, stake race, keyhole, and speed & action all at once. The older exhibitors will then run these patterns (lengthened appropriately).
3. After the older exhibitors complete pole bending, stake race, keyhole, and speed & action, Cloverbuds will complete a shortened pattern in cloverleaf, flag race, and dash. Once completed, the older exhibitors will then run these patterns (lengthened appropriately).

### **PLEASURE & SPEED POINTS**

Points are not accumulated for Halter and Costume Classes. Points are based on the number of horses shown in the class, with a maximum of 6 placings. Points are as follows:

Horses in Class	1 <sup>st</sup> Place	2 <sup>nd</sup> Place	3 <sup>rd</sup> Place	4 <sup>th</sup> Place	5 <sup>th</sup> Place	6 <sup>th</sup> Place
6	6 Points	5 Points	4 Points	3 Points	2 Points	1 Point
5	5 Points	4 Points	3 Points	2 Points	1 Point	
4	4 Points	3 Points	2 Points	1 Point		
3	3 Points	2 Points	1 Point			
2	2 Points	1 Point				
1	1 Point					

## Horse & Pony Vaccination Paperwork Requirements

Horses that show at the Gladwin County Fair are required to have the following:

- 4-in-1 (includes Eastern & Western Encephalomyelitis, Tetanus, and Equine Flu)
- Current calendar year Coggins Test.
- It is recommended that exhibitors also deworm and vaccinate their horses/ponies against Potomac Fever, West Nile virus, and Strangles virus before exhibiting at the fair.
- The Coggins test must be performed within the current year, and the horse/pony must test negative. Positive horses will not be allowed to show or compete and will not be allowed on the fairgrounds.
- Proof of negative Coggins and proof of required shots must be submitted to the fair office 30 days prior to the fair.

All horses must have proper paperwork submitted to participate in the fair. Failure to provide proper documentation of shots and vaccinations on time will result in a case-by-case review by a committee of Fair Board members and the Horse Superintendent. The committee will review the dates of the shots & test, as well as the explanation for missed time, to determine if an exception can be made. The committee reserves the right, upon review, to deny an entry for failure to provide proper paperwork on time.

### Section A – Halter

Class 1458 – Gelding

Class 1459 – Mare

Overall Grand & Reserve Halter

### Section B – Showmanship

Class 1450 – Senior (16 – 19 years old)

Class 1451 – Junior (12 – 15 years old)

Class 1452 – Young Member (9 – 11 years old)

Class 1455 – Peewee 6 – 8 years old (Walk/Trot)

Class 1456 - Cloverbud 5 years old (Walk/Trot participation ribbon only)

Class 1457 – Challenged Rider (8 – 19 years old)

### Section C – English Equitation

#### Section D – English Pleasure

#### Section E – English Bareback

Class 1450 – Senior (16 – 19 years old)

Class 1451 – Junior (12 – 15 years old)

Class 1452 – Young Member (9 – 11 years old)

Class 1453 – Novice Rider (Walk/Trot), Horse or Pony

Class 1454 – Pony

Class 1455 - Peewee (6 – 8 years old) (Walk/Trot)

Class 1456 – Cloverbud (5 years old) (Walk/Trot participation ribbon only)

### Section F – Western Horsemanship

Class 1450 – Senior (16 – 19 years old)

Class 1451 – Junior (12 – 15 years old)

Class 1452 – Young Member (9 – 11 years old)

Class 1453 – Novice Rider (Walk/Trot), Horse or Pony

Class 1454 – Pony

Class 1455 – Peewee (6 – 8 years old) (Walk/Trot)

Class 1456 – Cloverbud (5 years old) (Walk/Trot participation ribbon only)

Class 1457 – Challenged Rider (8 – 19 years old)

**Section G – Western Pleasure**

**Section H – Western Bareback**

- Class 1450 – Senior (16 – 19 years old)
- Class 1451 – Junior (12 – 15 years old)
- Class 1452 – Young Member (9 – 11 years old)
- Class 1453 – Novice Rider (Walk/Trot), Horse or Pony
- Class 1454 – Pony
- Class 1455 – Peewee (6 – 8 years old) (Walk/Trot)
- Class 1456 – Cloverbud (5 years old) (Walk/Trot participation ribbon only)

**Section I – English/Western Riding**

**Section X – Western Reining**

- Class 1450 – Senior (16 – 19 years old)
- Class 1451 – Junior (12 – 15 years old)
- Class 1452 – Young Member (9 – 11 years old)
- Class 1453 – Novice Rider (Walk/Trot), Horse or Pony
- Class 1454 – Pony

**Section J – Trail**

**Section K – Costume (will be held 6:00 Friday, before the speed show)**

- Class 1450 – Senior (16 – 19 years old)
- Class 1451 – Junior (12 – 15 years old)
- Class 1452 – Young Member (9 – 11 years old)
- Class 1453 – Novice Rider (Walk/Trot), Horse or Pony
- Class 1454 – Pony
- Class 1455 – Peewee (6 – 8 years old) (Walk/Trot)
- Class 1456 – Cloverbud (5 years old) (Walk/Trot participation ribbon only)

**Friday Speed Classes – Start time 6:30 p.m.**

**Section L – Pole Bending**

**Section M – Stake Race**

**Section N – Speed & Action**

**Section O – Keyhole**

**Section P – Cloverleaf**

**Section Q – Indiana Flag**

**Section R – Dash Race**

- Class 1450 – Senior (16 – 19 years old)
- Class 1451 – Junior (12 – 15 years old)
- Class 1452 – Young Member (9 – 11 years old)
- Class 1453 – Novice Rider (Walk/Trot), Horse or Pony
- Class 1454 – Pony
- Class 1455 – Peewee (6 – 8 years old) (Walk/Trot)
- Class 1456 – Cloverbud (5 years old) (Walk/Trot participation ribbon only)

## Youth Still Exhibits

Superintendent: Kelli Trevillian (989) 359-1775

Check-in: Saturday, June 27, 2026, 9:00 a.m. to 1:00 p.m.

Judging: Still Exhibit Barn (Barn will close at the end of judging and will not be reopened until fair week)

### Still Exhibit Program Rules

- Setup is scheduled for Wednesday, June 24, 2026, at 6:00 p.m.
- All Still Exhibit participants are expected to help with setup and teardown.
- All exhibitors are required to dress appropriately (dress pants/slacks, dress, closed-toed shoes), dress to impress.
- All exhibits must be the original product of the exhibitors and produced in the current project year (fair to fair).
- Project sheets (available on the fair website at <http://www.gladwinfair.com/>) must be filled out and presented with **each exhibit** at judging.
- Judging includes a one-on-one interview with the judge. Parents are not to be involved in the interview/judging process and must stay away from the tables.
- Exhibitors may enter one project in each class. Each project must be new from year to year (fair to fair). If the project is obviously the same as a previous year(s), the exhibitor will forfeit all awards in relation to the project.
- Cloverbuds (ages 5 – 7) are non-competitive. This age group is for participation awards only and has no auction expectations.
- Age groups for competing for A, B, C awards, Best of Show Awards, and the opportunity to sell at the auction are as follows:
  - 8 – 11 year olds                      12 – 15 year olds                      16 – 19 year olds
- The superintendent reserves the right to combine classes as needed.

### Department 60 – Youth Exhibitor Needlecrafts

- All exhibited clothing must be cleaned and pressed. Exhibitors may exhibit one project in each class.
- It is recommended that the garment not be worn until it is exhibited. All classes may be divided or combined at the discretion of the Superintendent.

<b>Sewing</b>	
**All “A” ribbon winners from sections A through C will blind compete for Best of Show	
<b>Section A-Sewing 16 – 19 years</b> Class 1500 – Apparel Class 1506 – Blanket/Quilt Class 1508 – Placemats Class 1512 – Others	<b>Section B-Sewing 12 – 15 years</b> Class 1500 – Apparel Class 1506 – Blanket/Quilt Class 1508 – Placemats Class 1512 – Others
<b>Section C-Sewing 8 – 11 years</b> Class 1500 – Apparel Class 1506 – Blanket/Quilt Class 1508 – Placemats Class 1512 – Others	<b>Section D-Sewing 5 – 7 years</b> Class 1500 – Apparel Class 1506 – Blanket/Quilt Class 1508 – Placemats Class 1512 – Others

<b>Knitting</b>	
**All “A” ribbon winners from sections E through G will blind compete for Best of Show	
<b>Section E-Knitting 16 – 19 years</b> Class 1525 – Apparel Class 1526 – Afghan Class 1527 – Others	<b>Section F-Knitting 12 – 15 years</b> Class 1525 – Apparel Class 1526 – Afghan Class 1527 – Others

<b>Section G-Knitting 8 – 11 years</b> Class 1525 – Apparel Class 1526 – Afghan Class 1527 – Others	<b>Section H-Knitting 5 – 7 years</b> Class 1525 – Apparel Class 1526 – Afghan Class 1527 – Others
--	---

**Crocheting**  
\*\*All “A” ribbon winners from sections I through K will blind compete for Best of Show

<b>Section I-Crocheting 16 – 19 years</b> Class 1530– Apparel Class 1531 – Afghan Class 1532 – Others	<b>Section J-Crocheting 12 – 15 years</b> Class 1530– Apparel Class 1531 – Afghan Class 1532 – Others
<b>Section K-Crocheting 8 – 11 years</b> Class 1530 – Apparel Class 1531 – Afghan Class 1532 – Others	<b>Section L-Crocheting 5 – 7 years</b> Class 1530 – Apparel Class 1531 – Afghan Class 1532 – Others

**Needlecraft (Embroidery, Needlepoint, Crewel)**  
\*\*All “A” ribbon winners from sections M through O will blind compete for Best of Show

<b>Section M-Needlecraft 16 – 19 years</b> Class 1540– Needlework (embroidery, needlepoint, crewel, etc.) Class 1541 – Hooking Class 1542 – Weaving Class 1544 – Counted Cross-Stitch Class 1548 – Other	<b>Section N-Needlecraft 12 – 15 years</b> Class 1540– Needlework (embroidery, needlepoint, crewel, etc.) Class 1541 – Hooking Class 1542 – Weaving Class 1544 – Counted Cross-Stitch Class 1548 – Other
<b>Section O-Needlecraft 8 – 11 years</b> Class 1540– Needlework (embroidery, needlepoint, crewel, etc.) Class 1541 – Hooking Class 1542 – Weaving Class 1544 – Counted Cross-Stitch Class 1548 – Other	<b>Section P-Needlecraft 5 – 7 years</b> Class 1540– Needlework (embroidery, needlepoint, crewel, etc.) Class 1541 – Hooking Class 1542 – Weaving Class 1544 – Counted Cross-Stitch Class 1548 – Other

**Department 61 - Youth Exhibitor Food & Nutrition**

- All projects should be brought to judging ready to show (appearances matter).
- After judging, a portion must be left on display (preferably on a disposable plate); the remainder may be taken home.
- All projects must be scratch-made, and recipes must be provided at the time of judging. No box mixes will be accepted.
- All decorative elements and embellishments on the projects must be edible.

**Baking (Batter Products)**  
\*\*All “A” ribbon winners from sections A through C will blind compete for Best of Show

<b>Section A-Baking (Batter Products) 16 – 19 years</b> Class 1561 – Muffins, any kind (6 to 8 on a plate) Class 1562 – Cake, one layer, unfrosted Class 1565 – Cake, frosted	<b>Section B-Baking (Batter Products) 12 –15 years</b> Class 1561 – Muffins, any kind (6 to 8 on a plate) Class 1562 – Cake, one layer, unfrosted Class 1565 – Cake, frosted
--	---

<b>Section C-Baking (Batter Products) 8 – 11 years</b> Class 1561 – Muffins, any kind (6 to 8 on a plate) Class 1562 – Cake, one layer, unfrosted Class 1565 – Cake, frosted	<b>Section D-Baking (Batter Products) 5 – 7 years</b> Class 1561 – Muffins, any kind (6 to 8 on a plate) Class 1562 – Cake, one layer, unfrosted Class 1565 – Cake, frosted
---	--

<b>Baking (Cookies)</b> **All “A” ribbon winners from sections E through G will blind compete for Best of Show	
<b>Section E-Baking (Cookies) 16 – 19 years</b> Class 1560 – Biscuits (6 to 8 on a plate) Class 1563 – Drop Cookies (6 to 8 on a plate) Class 1564 – Bar cookies, brownies, etc. (6 to 8 on a plate)	<b>Section F-Baking (Cookies) 12 – 15 years</b> Class 1560 – Biscuits (6 to 8 on a plate) Class 1563 – Drop Cookies (6 to 8 on a plate) Class 1564 – Bar cookies, brownies, etc. (6 to 8 on a plate)
<b>Section G-Baking (Cookies) 8 – 11 years</b> Class 1560 – Biscuits (6 to 8 on a plate) Class 1563 – Drop Cookies (6 to 8 on a plate) Class 1564 – Bar cookies, brownies, etc. (6 to 8 on a plate)	<b>Section H-Baking (Cookies) 5 – 7 years</b> Class 1560 – Biscuits (6 to 8 on a plate) Class 1563 – Drop Cookies (6 to 8 on a plate) Class 1564 – Bar cookies, brownies, etc. (6 to 8 on a plate)

<b>Baking (Breads)</b> **All “A” ribbon winners from sections I through K will blind compete for Best of Show	
<b>Section I-Baking (Yeast Breads) 16 – 19 years</b> Class 1569 – Yeast Bread (1 loaf) Class 1570 – Yeast Rolls (6 to 8 on a plate) Class 1571 – Sour Dough Bread (1 loaf) Class 1572 – Sour Dough Rolls (6 to 8 on a plate) Class 1533 – Any other bread (1 loaf) Class 1534 – Any other rolls (6 to 8 on a plate)	<b>Section J-Baking (Yeast Breads) 12 – 15 years</b> Class 1569 – Yeast Bread (1 loaf) Class 1570 – Yeast Rolls (6 to 8 on a plate) Class 1571 – Sour Dough Bread (1 loaf) Class 1572 – Sour Dough Rolls (6 to 8 on a plate) Class 1533 – Any other bread (1 loaf) Class 1534 – Any other rolls (6 to 8 on a plate)
<b>Section K-Baking (Yeast Breads) 8 – 11 years</b> Class 1569 – Yeast Bread (1 loaf) Class 1570 – Yeast Rolls (6 to 8 on a plate) Class 1571 – Sour Dough Bread (1 loaf) Class 1572 – Sour Dough Rolls (6 to 8 on a plate) Class 1533 – Any other bread (1 loaf) Class 1534 – Any other rolls (6 to 8 on a plate)	<b>Section L-Baking (Yeast Breads) 5 – 7 years</b> Class 1569 – Yeast Bread (1 loaf) Class 1570 – Yeast Rolls (6 to 8 on a plate) Class 1571 – Sour Dough Bread (1 loaf) Class 1572 – Sour Dough Rolls (6 to 8 on a plate) Class 1533 – Any other bread (1 loaf) Class 1534 – Any other rolls (6 to 8 on a plate)

<b>Decorative Desserts &amp; Candies</b> **All “A” ribbon winners from sections M through O will blind compete for Best of Show
<b>Additional Fruit Pie Rules</b> Fruit pies may be any variety of fruit. Must come in a pie dish or tin (disposable pie tins are recommended): no cream or custard-based pies.
<b>Additional Candy Rules</b> Use appropriate display containers, such as a candy box or foam plate, to hold cake pops or suckers. Candy may be painted or plain. Candy may come in as one large piece or three small pieces. Suckers must come in displays of three.

Sugar Eggs are classified as candy and must have all edible decorations.  
 Filled candies are permitted; please note if they require refrigeration.  
 Brittle and taffy are classified as candy.  
 After judging, a portion must be left on display (preferably on a disposable plate); the remainder may be taken home.

**Section M-Decorative Desserts & Candies 16 – 19 years**

Class 1573 – Fruit Pie  
 Class 1574 – Candy (6-8 med. to lg. size pieces)  
 Class 1575 – Fudge (6-8 med. to lg. size pieces)

**Section N-Decorative Desserts & Candies 12 – 15 years**

Class 1573 – Fruit Pie  
 Class 1574 – Candy (6-8 med. to lg. size pieces)  
 Class 1575 – Fudge (6-8 med. to lg. size pieces)

**Section O-Decorative Desserts & Candies 8 – 11 years**

Class 1573 – Fruit Pie  
 Class 1574 – Candy (6-8 med. to lg. size pieces)  
 Class 1575 – Fudge (6-8 med. to lg. size pieces)

**Section P-Decorative Desserts & Candies 5 – 7 years**

Class 1573 – Fruit Pie  
 Class 1574 – Candy (6-8 med. to lg. size pieces)  
 Class 1575 – Fudge (6-8 med. to lg. size pieces)

**Cake/Cookie Decorating All Ages**

Decorated cakes are judged solely on their appearance and decorations. Please use styrofoam and decorate. All decorated cakes must be on a board, and the board should not exceed 2” beyond the cake.

**Section R-Cake/Cookie Decorating All Ages**

Class 1576 – Cake  
 Class 1577 – Cookie(s) (if using sugar cookies, they should be real)

**Food Preservation**

\*\*All “A” ribbon winners from section S through U will blind compete for Best of Show

**Additional Food Preservation Rules:** Entries must be in standard canning jars with a 2-part lid or ring (only the tasting jar). Use of paraffin will not be accepted. Three jars of a single batch will constitute an entry. After judging, the open jar should be taken home, and the remaining jars left on display for the week. Method, pressure, time, and recipe must be listed on the project sheet.

**Section S-Food Preservation 16 – 19 years**

Class 1579 – Jelly/Jam/Freezer Jam  
 Class 1580 – Fruit  
 Class 1582 – Vegetables  
 Class 1583 – Pickles  
 Class 1586 – Relish  
 Class 1587 – Dehydrated

**Section T-Food Preservation 12 – 15 years**

Class 1579 – Jelly/Jam/Freezer Jam  
 Class 1580 – Fruit  
 Class 1582 – Vegetables  
 Class 1583 – Pickles  
 Class 1586 – Relish  
 Class 1587 – Dehydrated

**Section U-Food Preservation 8 – 11 years**

Class 1579 – Jelly/Jam/Freezer Jam  
 Class 1580 – Fruit  
 Class 1582 – Vegetables  
 Class 1583 – Pickles  
 Class 1586 – Relish  
 Class 1587 – Dehydrated

**Section V-Food Preservation 5 – 7 years**

Class 1579 – Jelly/Jam/Freezer Jam  
 Class 1580 – Fruit  
 Class 1582 – Vegetables  
 Class 1583 – Pickles  
 Class 1586 – Relish  
 Class 1587 – Dehydrated

## Charcuterie Boards

### Section W-Charcuterie Boards 8 – 19 years

Class 1500 – Meats/Cheeses  
 Class 1501 – Fruit  
 Class 1502 – Vegetables  
 Class 1503 – Sweets  
 Class 1504 – Other

### Department 062 – Youth Exhibitor Fine Art

- Artwork exhibited at the fair in previous years may not be exhibited again.
- One (1) exhibit allowed per class per exhibitor.
- The maximum size for artwork will be 8" x 10".
- All photographs must be 8" x 10" in a sheet protector for judging (can be placed in frames for display after judging).

## Drawing & Painting

\*\*All "A" ribbon winners from sections A through C will blind compete for Best of Show

### Section A-Drawing & Painting 16 – 19 years

#### Painting Classes Any Subject

Class 1600 – Acrylic  
 Class 1602 – Finger Painting  
 Class 1609 – Oil Painting  
 Class 1606 – Watercolor

#### Ink/Pencil Classes Any Subject

Class 1607 – Pencil  
 Class 1608 – Pen/Ink  
 Class 1610 – Charcoal

#### Other Medium Classes Any Subject

Class 1601 – Crayon  
 Class 1603 – Marker  
 Class 1604 – Pastels  
 Class 1605 – Textiles  
 Class 1611 – Any other medium/mixed medium

### Section B-Drawing & Painting 12 – 15 years

#### Painting Classes Any Subject

Class 1600 – Acrylic  
 Class 1602 – Finger Painting  
 Class 1609 – Oil Painting  
 Class 1606 – Watercolor

#### Ink/Pencil Classes Any Subject

Class 1607 – Pencil  
 Class 1608 – Pen/Ink  
 Class 1610 – Charcoal

#### Other Medium Classes Any Subject

Class 1601 – Crayon  
 Class 1603 – Marker  
 Class 1604 – Pastels  
 Class 1605 – Textiles  
 Class 1611 – Any other medium/mixed medium

### Section C-Drawing & Painting 8 – 11 years

#### Painting Classes Any Subject

Class 1600 – Acrylic  
 Class 1602 – Finger Painting  
 Class 1609 – Oil Painting  
 Class 1606 – Watercolor

#### Ink/Pencil Classes Any Subject

Class 1607 – Pencil  
 Class 1608 – Pen/Ink  
 Class 1610 – Charcoal

#### Other Medium Classes Any Subject

Class 1601 – Crayon  
 Class 1603 – Marker  
 Class 1604 – Pastels  
 Class 1605 – Textiles  
 Class 1611 – Any other medium/mixed medium

### Section D-Drawing & Painting 5 – 7 years

#### Painting Classes Any Subject

Class 1600 – Acrylic  
 Class 1602 – Finger Painting  
 Class 1609 – Oil Painting  
 Class 1606 – Watercolor

#### Ink/Pencil Classes Any Subject

Class 1607 – Pencil  
 Class 1608 – Pen/Ink  
 Class 1610 – Charcoal

#### Other Medium Classes Any Subject

Class 1601 – Crayon  
 Class 1603 – Marker  
 Class 1604 – Pastels  
 Class 1605 – Textiles  
 Class 1611 – Any other medium/mixed medium

### Department 63 – Youth Exhibitor Folk Art

- Projects must be made by the exhibitor within the current fair year. Must be the original work of the exhibitor. It may be displayed in clear plastic.
- Exhibits that hang (wall hanging, pictures, etc.) must be displayed on an easel and secured to the easel, and displayed at the exhibitor’s own risk.

<b>Wood Working</b>	
**All “A” ribbon winners from sections A through C will blind compete for Best of Show	
<b>Section A-Wood Working 16 – 19 years</b> Class 1639 – Cutting Boards Class 1640 – Shelves/Gun Rack/Quilt Rack Class 1641 – Small Table/Foot Stool Class 1642 – Furniture Class 1643 – Bird House/Feeder Class 1644 – Lawn/Outdoor Decorations Class 1645 – Any Other	<b>Section B-Wood Working 12 – 15 years</b> Class 1639 – Cutting Boards Class 1640 – Shelves/Gun Rack/Quilt Rack Class 1641 – Small Table/Foot Stool Class 1642 – Furniture Class 1643 – Bird House/Feeder Class 1644 – Lawn/Outdoor Decorations Class 1645 – Any Other
<b>Section C-Wood Working 8 – 11 years</b> Class 1639 – Cutting Boards Class 1640 – Shelves/Gun Rack/Quilt Rack Class 1641 – Small Table/Foot Stool Class 1642 – Furniture Class 1643 – Bird House/Feeder Class 1644 – Lawn/Outdoor Decorations Class 1645 – Any Other	<b>Section D-Wood Working 5 – 7 years</b> Class 1639 – Cutting Boards Class 1640 – Shelves/Gun Rack/Quilt Rack Class 1641 – Small Table/Foot Stool Class 1642 – Furniture Class 1643 – Bird House/Feeder Class 1644 – Lawn/Outdoor Decorations Class 1645 – Any Other

<b>Ceramics</b>	
**All “A” ribbon winners from sections E through G will blind compete for Best of Show	
<b>Section E-Ceramics 16 – 19 years</b> Class 1650 –Over Glaze, Under Glaze, Glaze Ceramics Class 1652 –Stain (any item) Class 1653 –Porcelain (any item) Class 1655 –Any other ceramic project	<b>Section F-Ceramics 12 – 15 years</b> Class 1650 –Over Glaze, Under Glaze, Glaze Ceramics Class 1652 –Stain (any item) Class 1653 –Porcelain (any item) Class 1655 –Any other ceramic project
<b>Section G-Ceramics 8 – 11 years</b> Class 1650 –Over Glaze, Under Glaze, Glaze Ceramics Class 1652 –Stain (any item) Class 1653 –Porcelain (any item) Class 1655 –Any other ceramic project	<b>Section H-Ceramics 5 – 7 years</b> Class 1650 –Over Glaze, Under Glaze, Glaze Ceramics Class 1652 –Stain (any item) Class 1653 –Porcelain (any item) Class 1655 –Any other ceramic project

<b>Folk Craft</b>	
**All “A” ribbon winners from sections I through K will blind compete for Best of Show	
<b>Section I-Folk Crafts 16 – 19 years</b> Class 1682 – Beaded craft Class 1684 – Glass craft Class 1688 – Jewelry Class 1689 – Leather craft Class 1691 – Metal crafts/tin punching Class 1692 – Plant arrangement (fake or real)	<b>Section J-Folk Crafts 12 – 15 years</b> Class 1682 – Beaded craft Class 1684 – Glass craft Class 1688 – Jewelry Class 1689 – Leather craft Class 1691 – Metal crafts/tin punching Class 1692 – Plant arrangement (fake or real)

Class 1699 – Stained glass Class 1700 – Holiday decorations (ornaments, gift wrapping, wreaths, etc.) Class 1706 – Recycled material craft Class 1708 – Vinyl applique project Class 1709 – Other	Class 1699 – Stained glass Class 1700 – Holiday decorations (ornaments, gift wrapping, wreaths, etc.) Class 1706 – Recycled material craft Class 1708 – Vinyl applique project Class 1709 – Other
<b>Section K-Folk Crafts 8 – 11 years</b> Class 1682 – Beaded craft Class 1684 – Glass craft Class 1688 – Jewelry Class 1689 – Leather craft Class 1691 – Metal crafts/tin punching Class 1692 – Plant arrangement (fake or real) Class 1699 – Stained glass Class 1700 – Holiday decorations (ornaments, gift wrapping, wreaths, etc.) Class 1706 – Recycled material craft Class 1708 – Vinyl applique project Class 1709 – Other	<b>Section L-Folk Crafts 5 – 7 years</b> Class 1682 – Beaded craft Class 1684 – Glass craft Class 1688 – Jewelry Class 1689 – Leather craft Class 1691 – Metal crafts/tin punching Class 1692 – Plant arrangement (fake or real) Class 1699 – Stained glass Class 1700 – Holiday decorations (ornaments, gift wrapping, wreaths, etc.) Class 1706 – Recycled material craft Class 1708 – Vinyl applique project Class 1709 – Other

**Department 064 – Youth Exhibitor Photography**

- Must be the original work of the exhibitor.
- Fair exhibits must be new photographs that have not been previously exhibited. Must be taken within the exhibit year (from fair to fair).
- Photos must be 8" x 10" and in a plastic sheet protector for judging. Can be framed for display after judging.
- Exhibits that hang (wall hanging, pictures, etc.) must be displayed on an easel and secured to the easel, and displayed at the exhibitor's own risk.
- Once judging is complete, the piece will be displayed in the plastic sheet protector you bring and pinned to a board.

<b>Photography</b> **All "A" ribbon winners from sections A through C will blind compete for Best of Show	
<b>Section A-Photography 16 – 19 years</b> Class 1720 –One 8x10 black & white Class 1721 –One 8x10 color Class 1723 –Scenes/landscapes Class 1725 –Portraits Class 1726 –Sports/activities Class 1727 –Still life (tabletop set up, close up flowers, fruit, etc.	<b>Section B-Photography 12 – 15 years</b> Class 1720 –One 8x10 black & white Class 1721 –One 8x10 color Class 1723 –Scenes/landscapes Class 1725 –Portraits Class 1726 –Sports/activities Class 1727 –Still life (tabletop set up, close up flowers, fruit, etc.
<b>Section C-Photography 8 – 11 years</b> Class 1720 –One 8x10 black & white Class 1721 –One 8x10 color Class 1723 –Scenes/landscapes Class 1725 –Portraits Class 1726 –Sports/activities Class 1727 –Still life (tabletop set up, close up flowers, fruit, etc.	<b>Section D-Photography 5 – 7 years</b> Class 1720 –One 8x10 black & white Class 1721 –One 8x10 color Class 1723 –Scenes/landscapes Class 1725 –Portraits Class 1726 –Sports/activities Class 1727 –Still life (tabletop set up, close up flowers, fruit, etc.

**Department 067 – Youth Exhibitor Floriculture**

- Exhibitors MUST water, tend to, and freshen floriculture every morning.
- Fresh cut plants/flowers are to be displayed in a stable jar/vase

<b>Live Flowers &amp; Plants</b>	
**All “A” ribbon winners from sections A through C will blind compete in Best of Show	
<b>Section A – Live Flowers &amp; Plants 16 – 19 years</b> Class 1750 – Cactus Class 1751 – Foliage potted plant Class 1752 – Fresh annuals (4) Class 1753 – Fresh perennials (3) Class 1756 – Dish Garden Class 1757 – Fresh flower arrangement Class 1758 – Flower/plant container creation Class 1759 – House plant arrangement Class 1760 – Terrarium	<b>Section B – Live Flowers &amp; Plants 12 – 15 years</b> Class 1750 – Cactus Class 1751 – Foliage potted plant Class 1752 – Fresh annuals (4) Class 1753 – Fresh perennials (3) Class 1756 – Dish Garden Class 1757 – Fresh flower arrangement Class 1758 – Flower/plant container creation Class 1759 – House plant arrangement Class 1760 – Terrarium
<b>Section C – Live Flowers &amp; Plants 8 – 11 years</b> Class 1750 – Cactus Class 1751 – Foliage potted plant Class 1752 – Fresh annuals (4) Class 1753 – Fresh perennials (3) Class 1756 – Dish Garden Class 1757 – Fresh flower arrangement Class 1758 – Flower/plant container creation Class 1759 – House plant arrangement Class 1760 – Terrarium	<b>Section D – Live Flowers &amp; Plants 5 – 7 years</b> Class 1750 – Cactus Class 1751 – Foliage potted plant Class 1752 – Fresh annuals (4) Class 1753 – Fresh perennials (3) Class 1756 – Dish Garden Class 1757 – Fresh flower arrangement Class 1758 – Flower/plant container creation Class 1759 – House plant arrangement Class 1760 – Terrarium

**Department 70 – Youth Exhibitors Natural Resources**

- Recommended exhibitors use poster size 22” x 28” when preparing projects

<b>Natural Resources</b>	
**All “A” ribbon winners from sections A through C will blind compete in Best of Show	
<b>Section A – Natural Resources 16 – 19 years</b> Class 1800 – Wildflowers/Wildlife/Entomology Class 1801 – Bee Keeping Class 1802 – Recycling/Environment	<b>Section B – Natural Resources 12 – 15 years</b> Class 1800 – Wildflowers/Wildlife/Entomology Class 1801 – Bee Keeping Class 1802 – Recycling/Environment
<b>Section C – Natural Resources 8 – 11 years</b> Class 1800 – Wildflowers/Wildlife/Entomology Class 1801 – Bee Keeping Class 1802 – Recycling/Environment	<b>Section D – Natural Resources 5 – 7 years</b> Class 1800 – Wildflowers/Wildlife/Entomology Class 1801 – Bee Keeping Class 1802 – Recycling/Environment

**Department 071 – Youth Exhibitors Literary (5 – 19 Years Old)**

- All stories should be no longer than two pages typed, with a minimum font size of 12 pt.
- All writings should be in a folder with an entry tag on the front indicating your name and class.

**Literacy**

**Section D – Literacy 8 – 19 years**

Class 1815 – Prose, writing using ordinary language or speech which is not poetic. No more than two pages  
Class 1816 – Poem, literature written in metered or rhymed composition. No more than two pages.  
Class 1817 – Current Events

**Department 072 – Youth Education: Individual Entries (5 – 19 Years Old)**

- Projects must have an educational topic, and all articles in it should relate to the topic.
- The poster should be free-standing or able to be hung to display.

**Education**

\*\*All “A” ribbon winners from sections A through B will blind compete in Best of Show (ages 8 – 19)

**Section A – Individual Entries (12 – 19 years)**

Class 1830 – Poster  
Class 1831 – Poster & notebook  
Class 1832 – Educational article  
Class 1833 – Notebook  
Class 1834 – Public speaking

**Section B – Individual Entries (8 – 11 Years Old)**

Class 1830 – Poster  
Class 1831 – Poster & notebook  
Class 1832 – Educational article  
Class 1833 – Notebook  
Class 1834 – Public speaking

**Department 076 – Youth Exhibitors Collections/Misc.**

- No more than 3-10 items for exhibit, and they must be exhibited in an organized/artistic manner
- Items must be collected by the exhibitor or inherited

**Miscellaneous Articles**

**Section A – Miscellaneous Articles 5 – 7 years**

Class 1820 – Collections; any age-appropriate items appropriate for public display  
Class 1825 – Genealogy (must go back a minimum of 3 generations)

**Department 078 – Youth Exhibitors Individual Entries: Upcycled/Recycled products**

**Upcycled/Recycled Products**

\*\*All “A” ribbon winners from sections A through C will blind compete for Best of Show

**Section A-Upcycled/Recycled 16 – 19 years**

Class 1850 – Metal  
Class 1851 – Plastic  
Class 1852 – Paper  
Class 1853 – Other  
Class 1854– Reduce, Reuse, Rebuild

**Section B-Upcycled/Recycled 12 – 15 years**

Class 1850 – Metal  
Class 1851 – Plastic  
Class 1852 – Paper  
Class 1853 – Other  
Class 1854– Reduce, Reuse, Rebuild

<b>Section C-Upcycled/Recycled 8 – 11 years</b> Class 1850 – Metal Class 1851 – Plastic Class 1852 – Paper Class 1853 – Other Class 1854– Reduce, Reuse, Rebuild	<b>Section D-Upcycled/Recycled 5 – 7 years</b> Class 1850 – Metal Class 1851 – Plastic Class 1852 – Paper Class 1853 – Other Class 1854– Reduce, Reuse, Rebuild
---	--

**Department 080 – Youth Exhibitors Individual Entries: LEGOS**

- MUST be built by the participant alone within the project year (Fair to Fair)
- You can start with a box set, but be creative and make it your own.

<b>LEGOS</b> **All “A” ribbon winners from sections A through D will blind compete for Best of Show
<b>Section A-Lego Buildings (historical/current) All Ages</b> Class 1854 – Expert Builder (5000 + pieces) Class 1855 – Advanced Builder (1000 – 4999 pieces) Class 1856 – Intermediate Builder (500 – 999 pieces) Class 1857 – Beginner Builder (100 – 499 pieces)
<b>Section B – Lego Farmscape – All Ages</b> Class 1854 – Expert Builder (5000 + pieces) Class 1855 – Advanced Builder (1000 – 4999 pieces) Class 1856 – Intermediate Builder (500 – 999 pieces) Class 1857 – Beginner Builder (100 – 499 pieces)
<b>Section C – Lego Automotive – All Ages (2 – 3 Vehicles ): Must be functional and moving.</b> Class 1854 – Expert Builder (5000 + pieces) Class 1855 – Advanced Builder (1000 – 4999 pieces) Class 1856 – Intermediate Builder (500 – 999 pieces) Class 1857 – Beginner Builder (100 – 499 pieces)
<b>Section D – Lego Fantasy/Magical/Sci-Fi – All Ages</b> Class 1854 – Expert Builder (5000 + pieces) Class 1855 – Advanced Builder (1000 – 4999 pieces) Class 1856 – Intermediate Builder (500 – 999 pieces) Class 1857 – Beginner Builder (100 – 499 pieces)

**Adult Still Exhibits**

Superintendent: Kelli Trevillian (989) 359-1775  
Check-in: Saturday, June 27, 2026, 9:00 a.m.-1:00 p.m.  
Judging: Still Exhibit Barn

**Still Exhibit Program Rules**

- Adult open class exhibitors must pay an exhibitor fee of \$10.00 for the current fair year to cover all entries. Payment must be made to the Gladwin County Fair.
- All exhibits must be the original product of the exhibitors.
- Projects must be the work of the exhibitor from the past year (Fair to Fair).
- Projects exhibited the previous year cannot be resubmitted for exhibition and judging.
- Project sheets must be filled out and presented with each exhibit.
- Project sheets are available at the fair office & online at <http://www.gladwinfair.com/>
- Adult open classes DO NOT compete for youth auction privileges.

### Department 40 - Adult Open Class Needlecrafts

- All exhibited clothing must be cleaned and pressed. Exhibitors may exhibit one project in each class.
- It is recommended that the garment not be worn prior to it being exhibited. All classes may be divided or combined at the discretion of the Superintendent.

Adult Open Class Needlecrafts
<b>Section A - Sewing</b> Class 400 – Apparel Class 401 – Blanket/Quilt Class 402 – Placement Class Class 404 – Other
<b>Section B – Knitting</b> Class 406 – Apparel Class 407 – Afghans Class 408 – Any other
<b>Section C – Crocheting</b> Class 418 – Apparel Class 419 – Afghans Class 422 – Any other
<b>Section D – Needlecraft (Embroidery, Needlepoint, Crewel)</b> Class 427 – Needlework (embroidery, needlepoint, crewel, etc.) Class 430 – Hooking Class 433 – Weaving Class 436 – Counted Cross-Stitch Class 439 – Other Class 404 – Other

### Department 041 – Adult Open Class Food & Nutrition

- All projects should be brought to judging ready to show (appearances matter).
- After judging, a portion must be left on display (preferably on a disposable plate); the remainder may be taken home.
- All projects must be scratch-made, and recipes must be provided at the time of judging. No box mixes will be accepted.
- All decorative elements and embellishments on the projects must be edible.

Adult Open Class Food & Nutrition
<b>Section A - Baking (Batter Products)</b> Class 509 – Muffins, any kind (6 to 8 on a plate) Class 510 – Cake, one layer-unfrosted Class 511 – Cake, frosted
<b>Section B - Baking (Cookies)</b> Class 503 – Biscuits (6 to 8 on a plate) Class 547 – Drop Cookies (6 to 8 on a plate) Class 550 – Bar Cookies, Brownies, etc. (6 to 8 on a plate)
<b>Section C-Baking (Yeast Breads)</b> Class 551 – Yeast Bread (1 loaf) Class 552 – Yeast Rolls (6 to 8 on a plate) Class 553 – Sour Dough Bread (1 loaf)

Class 554 – Sour Dough Rolls (6 to 8 on a plate)  
Class 555 – Any other bread (1 loaf)  
Class 556 – Any other rolls (6 to 8 on a plate)

### Adult Open Class Food & Nutrition

#### Additional Fruit Pie Rules

Fruit pies may be any variety of fruit. Must come in a pie dish or tin (disposable pie tins are recommended): no cream or custard-based pies.

#### Additional Candy Rules

Use appropriate display containers, such as a candy box or foam plate, to hold cake pops or suckers. Candy may be painted or plain.

Candy may come in as one large piece or three small pieces.

Suckers must come in displays of three.

Sugar Eggs are classified as candy and must have all edible decorations.

Filled candies are permitted; please note if they require refrigeration.

Brittle and taffy are classified as candy.

After judging, a portion must be left on display (preferably on a disposable plate); the remainder may be taken home.

#### Section D - Adult Decorative Desserts & Candies

Class 504 – Fruit Pie

Class 533 – Candy (6-8 medium to large size pieces)

Class 534 – Fudge (6-8 medium to large size pieces)

#### Section E – Adult Cake/Cookie Decorating

Decorated cakes are judged solely on their appearance and decorations. Please use styrofoam and decorate. All decorated cakes must be on a board, and the board should not exceed 2” beyond cake.

Class 1576 – Cake

Class 1577 – Cookie(s) (if using sugar cookies, they should be real)

### Department 041 - Adult Open Class Food Preservation & Canning

#### • Additional Food Preservation Rules

- Entries must be in standard canning jars with a 2-part lid or ring (only the tasting jar). Use of paraffin will not be accepted. Three jars of a single batch will constitute an entry.
- After judging, the open jar should be taken home, and the remaining jars left on display for the week. Method, pressure, time, and recipe must be listed on the project sheet.

### Adult Open Class Food Preservation & Canning

#### Section D – Food Preservation

Class 542 – Jelly/Jam/Freezer Jam

Class 543 – Fruit

Class 544 – Vegetables

Class 545 – Pickles

Class 546 – Relish

Class 547 – Dehydrated

#### Section E – Charcuterie Boards

Class 554 – Meats/Cheeses

Class 559 – Fruits

Class 561 – Vegetables

Class 563 – Sweets

Class 567 – Any Other

### Department 42 – Adult Open Class Fine Art

- Must be the original work of the exhibitor.
- Artwork exhibited at the fair in previous years may not be exhibited again.
- One (1) exhibit allowed per class per exhibitor
- All framed items must be wired and ready for hanging.
- The maximum size for artwork will be 8" x 10".
- All photographs must be 8" x 10" in a sheet protector for judging (can be placed in frames for display after judging.
- Once judging is complete, the piece will be displayed in a plastic sheet protector and pinned to a board.
- Pictures showing signs of falling will be removed from display and placed in safe storage.
- Use sturdy tape on backs.
- NO PAINT BY NUMBER KITS.
- Pictures may be put on table props if deemed necessary by the superintendent.

#### Adult Open Class Fine Art

##### Section A – Drawing & Painting

##### Painting Classes Any Subject

Class 600 – Acrylic painting

Class 602 – Finger painting

Class 609 – Oil painting

Class 606 – Watercolor

##### Ink/Pencil Classes Any Subject

Class 607 – Pencil

Class 608 –Pen/Ink

Class 610–Charcoal

##### Other Medium Classes Any Subject

Class 601 – Crayon

Class 603 – Marker

Class 604 – Pastels

Class 605 – Textile

Class 611 – Any other medium/mixed medium

### Department 043 – Adult Open Class Folk Art

- Projects must be made by the exhibitor within the current fair year. Must be the original work of the exhibitor. It may be displayed in clear plastic.
- Exhibits that hang (wall hanging, pictures, etc.) must be displayed on an easel and secured to the easel, and displayed at the exhibitor's own risk.

#### Adult Open Class Folk Art

##### Section A – Adult Woodworking

Class 639 – Cutting Boards

Class 640 – Shelves/Gun Rack/Quilt Rack

Class 641 – Small Table/Foot Stool

Class 642 – Furniture

Class 643 – Bird House/Feeder

Class 644 – Lawn/Outdoor Decorations

Class 645 – Any other

**Section B – Adult Ceramics**

Class 650 – Over Glaze, Under Glaze, Glaze Ceramics

Class 652 – Stain (any item)

Class 653 – Porcelain (any item)

Class 655 – Any other ceramic project

**Section C – Adult Folk Craft Classes**

Class 682 – Beaded craft

Class 684 – Glass craft

Class 688 – Jewelry

Class 689 – Leather craft

Class 691 – Metal crafts/tin punching

Class 692 – Plant arrangement (fake or real)

Class 699 – Stained glass

Class 700 – Holiday decorations (ornaments, gift wrapping, wreaths, etc.)

Class 706 – Recycled material craft

Class 708 – Vinyl applique project

Class 709 - Other

**Department 44 – Adult Open Class Photography**

- Must be the original work of the exhibitor.
- Fair exhibits must be new photographs that have not been previously exhibited. Must be taken within the exhibit year (fair to fair ).
- Photos must be 8" x 10" and in a plastic sheet protector for judging. Can be framed for display after judging.
- Exhibits that hang (wall hanging, pictures, etc.) must be displayed on an easel and secured to the easel and displayed at the exhibitor's own risk.

**Adult Open Class Photography****Section A – Photography**

Class 720 – One 8x10 black & white

Class 721 – One 8x10 color

Class 723 – Scene/landscapes

Class 724 – Collage

Class 725 – Portraits

Class 726 – Sports/activities

Class 727 – Still life (tabletop set up, close up flowers, fruit, etc.)

**Department 047 – Adult Open Class Floriculture**

- Exhibitors MUST water, tend to, and freshen floriculture every morning.
- Fresh cut plants/flowers are to be displayed in a stable jar/vase.

**Adult Open Class Floriculture****Section A – Live Flowers & Plants**

Class 1750 – Cactus

Class 1751 – Foliage potted plant Class 1752 – Fresh annuals (4)

Class 1753 – Fresh perennials (3)

Class 1756 – Dish Garden

Class 1757 – Fresh flower arrangement

Class 1758 – Flower/plant container creation

Class 1759 – House plant arrangement

Class 1760 – Terrarium

### Department 055 – Adult Open Class Educational

- Projects must have an educational topic, and all articles in it should relate to the topic.
- The poster should be free-standing or able to be hung to display.

#### Adult Open Class Educational

##### Section A – Group Exhibits

- Class 970 – Service clubs
- Class 971 – Senior citizens
- Class 972 – Study groups
- Class 973 – Homemakers
- Class 974 – Any other groups

##### Section B – Individual Exhibits

- Class 978 – Educational exhibit (20 years and older)

### Department 56 – Adult Open Class Literary

- The project sheet must accompany the exhibit.
- All stories should be no longer than two pages typed, with a minimum font size of 12 pt.
- All writings should be in a folder with an entry tag on the front indicating your name and class.

#### Adult Open Class Literary

##### Section C – Literacy

- Class 980 – Prose, writing using ordinary language or speech which is not poetic. No more than two pages
- Class 981 – Poem, literature written in metered or rhymed composition. No more than two pages.
- Class 982 – News/Information article
- Class 983 – Any other

### Department 57 – Adult Open Class Collections

- Exhibits must not have been shown previously.
- No more than 20 items in the exhibit.
- A list of items and use must accompany the exhibit.

#### Adult Open Class Collections

##### Section F – Collections

- Class 1005 – Collection: any item appropriate for display

### Department 090 – Parade Entries (open to all)

RULES: The parade lineup is at 4:00 p.m. on Sunday, July 5, 2026. Line-up begins at the Fair Drop Box. Non-4-H entries will be charged a \$10.00 entry fee, payable to the Gladwin County Fair Office with the entry form. Judging will be based on originality, creativity, and the fair theme. Rosette Award

#### Parade Classes

Awards will be given to the best in each class.

##### Section A- Parade Classes

- Class 1014 – 4-H Club
- Class 1015 – Club or Group
- Class 1016 – Antique/Classic Autos
- Class 1017 – Tractors
- Class 1018 – Other entries

**Department 091 - Adult Open Class Homemaker of the Year**

**Adult Open Class Homemaker of the Year**

**Section A- Homemaker of the Year**

Class 1025 – Homemaker of the Year

Open to Gladwin County residents only. No entry fees. Last year's winner is not eligible to compete this year. You must be entered to participate. County homemakers must participate in five of the following divisions.

Horticulture, Baked Goods, Drawing & Painting, Floriculture, Needle Craft, Photography, Folk Arts, Food Preservation

Must see judges during open judging 9:00 a.m.-1:00 p.m. Tuesday, July 7, 2026. After judging, exhibitors must set up their display of previously judged items. Other articles may be used in the display, but will not be used to count points. Please bring your own 30" x 30" card table. Must include theme cards, filled out and turned in sheets on home and family. Must include exhibits from 5 ribbon categories listed above. Must have a 1-on-1 interview with a special judge on open judging day (3:00 p.m.). The exhibit will be judged on the display theme and their choice of 5 exhibits to fit their theme from the above categories.

Exhibits do not have to be all blue-ribbon winners.

There are 50 points total. Points will be totaled on:

12 points for the display

8 points for following the theme

4 points for neatness

6 points for the written questions

7 points for the interview with the judge

12 points from ribbon values: First place ribbon, 5 pts., second place ribbon, 4 pts., third place ribbon, 3 pts., etc.

The Homemaker of the Year Award is given to the homemaker with the most points. The top five participants will receive a special award.

**Department 092 - Club Booths**

**Club Booths**

All registered clubs will be given a club booth. It is NOT required to decorate your booth.

Each club will be required to supply its tables/displays.

Club booths can be decorated on the Saturday & Sunday before the fair, with judging on Monday by a random judge.

**Section A- Club Booths**

Class 1014-4H Clubs